

General Information

Urbanized Area (UZA) Statistics - 2010 Census

Los Angeles-Long Beach-Anaheim, CA
1,736 **Square Miles**
12,150,996 **Population**
2 **Pop. Rank out of 498 UZAs**

Service Area Statistics

13 **Square Miles**
24,153 **Population**

Service Consumption

115,049 **Annual Unlinked Trips (UPT)**

Service Supplied

154,612 **Annual Vehicle Revenue Miles (VRM)**
12,565 **Annual Vehicle Revenue Hours (VRH)**

Database Information

NTDID: 90257

Reporter Type: Reduced Reporter

Financial Information

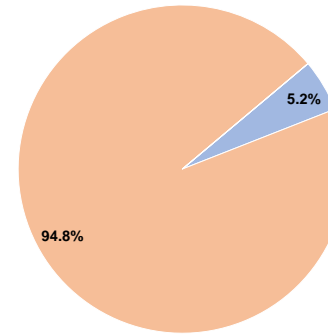
Sources of Operating Funds Expended

Fare Revenues	\$34,406	5.2%
Local Funds	\$633,102	94.8%
State Funds	\$0	0.0%
Federal Assistance	\$0	0.0%
Other Funds	\$0	0.0%
Total Operating Funds Expended	\$667,508	100.0%

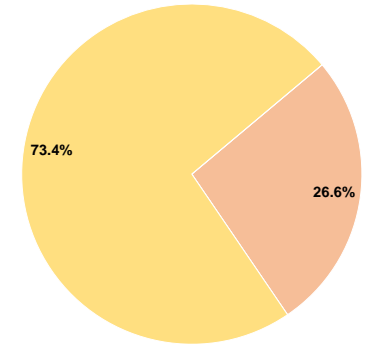
Sources of Capital Funds Expended

Fare Revenues	\$0	0.0%
Local Funds	\$79,603	26.6%
State Funds	\$0	0.0%
Federal Assistance	\$219,708	73.4%
Other Funds	\$0	0.0%
Total Capital Funds Expended	\$299,311	100.0%

Operating Funding Sources



Capital Funding Sources



Modal Characteristics

Operation Characteristics

Vehicles Operated at Maximum Service

Mode	Directly Operated	Purchased Transportation	Operating Expenses	Fare Revenues	Uses of Capital Funds	Annual Unlinked Trips	Annual Vehicle Revenue Miles	Annual Vehicle Revenue Hours	Average Fleet Age in Years ^a
Demand Response	-	2	\$122,560	\$4,730	\$0	1,892	14,574	2,297	4.5
Bus	-	11	\$528,023	\$29,676	\$299,311	113,157	140,038	10,268	9.7
Total	-	13	\$650,583	\$34,406	\$299,311	115,049	154,612	12,565	

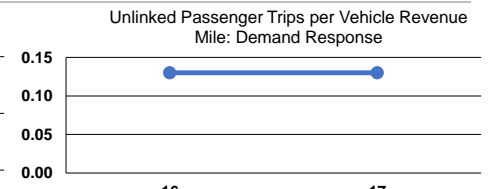
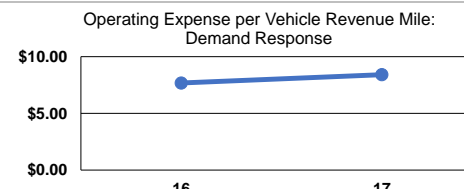
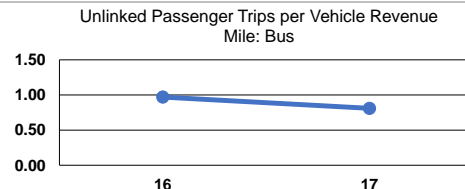
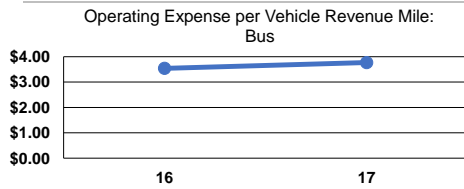
Performance Measures

Service Efficiency

Mode	Operating Expenses per Vehicle Revenue Mile	Operating Expenses per Vehicle Revenue Hour
Demand Response	\$8.41	\$53.36
Bus	\$3.77	\$51.42
Total	\$4.21	\$51.78

Service Effectiveness

Mode	Operating Expenses per Unlinked Passenger Trip	Unlinked Trips per Vehicle Revenue Mile	Unlinked Trips per Vehicle Revenue Hour
Demand Response	\$64.78	0.1	0.8
Bus	\$4.67	0.8	11.0
Total	\$5.65	0.7	9.2



Notes:

^aDemand Response - Taxi (DT) and non-dedicated fleets do not report fleet age data.