

General Information

Urbanized Area (UZA) Statistics - 2010 Census

Los Angeles-Long Beach-Anaheim, CA
1,736 **Square Miles**
12,150,996 **Population**
2 **Pop. Rank out of 498 UZAs**

Other UZAs Served

0 California Non-UZA

Service Area Statistics

19 **Square Miles**
91,714 **Population**

Service Consumption

331,209 **Annual Unlinked Trips (UPT)**

Service Supplied

446,669 **Annual Vehicle Revenue Miles (VRM)**
35,534 **Annual Vehicle Revenue Hours (VRH)**

Database Information

NTDID: 90258

Reporter Type: Reduced Reporter

Financial Information

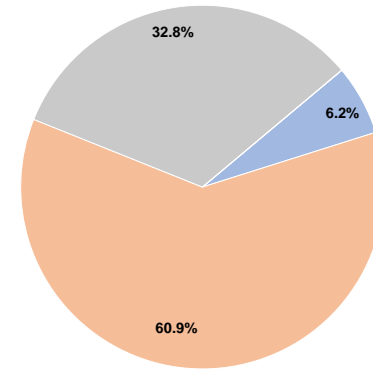
Sources of Operating Funds Expended

Fare Revenues	\$182,878	6.2%
Local Funds	\$1,786,600	60.9%
State Funds	\$962,015	32.8%
Federal Assistance	\$0	0.0%
Other Funds	\$0	0.0%
Total Operating Funds Expended	\$2,931,493	100.0%

Sources of Capital Funds Expended

Fare Revenues	\$0
Local Funds	\$0
State Funds	\$0
Federal Assistance	\$0
Other Funds	\$0
Total Capital Funds Expended	\$0

Operating Funding Sources



Modal Characteristics

Operation Characteristics

Vehicles Operated at Maximum Service

Mode	Directly Operated	Purchased Transportation	Operating Expenses	Fare Revenues	Uses of Capital Funds	Annual Unlinked Trips	Annual Vehicle Revenue Miles	Annual Vehicle Revenue Hours	Average Fleet Age in Years ^a
Demand Response - Taxi	-	8	\$560,330	\$72,403	\$0	50,441	96,771	5,788	0.0
Bus	-	7	\$2,276,409	\$110,475	\$0	280,768	349,898	29,746	1.0
Total	-	15	\$2,836,739	\$182,878	\$0	331,209	446,669	35,534	

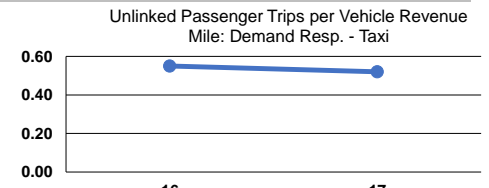
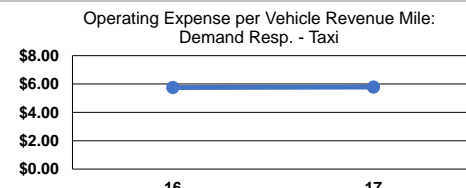
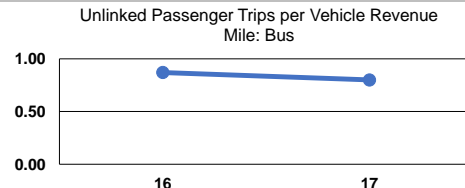
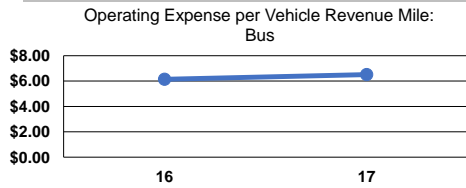
Performance Measures

Service Efficiency

Mode	Operating Expenses per Vehicle Revenue Mile	Operating Expenses per Vehicle Revenue Hour
Demand Response - Taxi	\$5.79	\$96.81
Bus	\$6.51	\$76.53
Total	\$6.35	\$79.83

Service Effectiveness

Mode	Operating Expenses per Unlinked Passenger Trip	Unlinked Trips per Vehicle Revenue Mile	Unlinked Trips per Vehicle Revenue Hour
Demand Response - Taxi	\$11.11	0.5	8.7
Bus	\$8.11	0.8	9.4
Total	\$8.56	0.7	9.3



Notes:

^aDemand Response - Taxi (DT) and non-dedicated fleets do not report fleet age data.