

Compton Renaissance Transit Service

2017 Annual Agency Profile

General Information

Urbanized Area (UA) Statistics - 2010 Census

Los Angeles-Long Beach-Anaheim, CA
 1,736 **Square Miles**
 12,150,996 **Population**
 2 **Pop. Rank out of 498 UZAs**

Service Area Statistics

10 **Square Miles**
 97,550 **Population**

Service Consumption

97,150 **Annual Unlinked Trips (UPT)**

Service Supplied

153,750 **Annual Vehicle Revenue Miles (VRM)**
 13,280 **Annual Vehicle Revenue Hours (VRH)**

Database Information

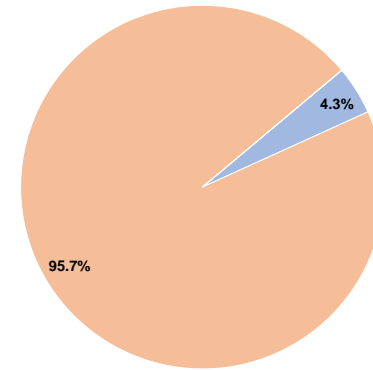
NTDID: 90260
 Reporter Type: Reduced Reporter

Financial Information

Sources of Operating Funds Expended

Fare Revenues	\$54,227	4.3%
Local Funds	\$1,200,691	95.7%
State Funds	\$0	0.0%
Federal Assistance	\$0	0.0%
Other Funds	\$0	0.0%
Total Operating Funds Expended	\$1,254,918	100.0%

Operating Funding Sources



Sources of Capital Funds Expended

Fare Revenues	\$0
Local Funds	\$0
State Funds	\$0
Federal Assistance	\$0
Other Funds	\$0
Total Capital Funds Expended	\$0

Modal Characteristics

Operation Characteristics

Vehicles Operated at Maximum Service

Mode	Directly Operated	Purchased Transportation	Operating Expenses	Fare Revenues	Uses of Capital Funds	Annual Unlinked Trips	Annual Vehicle Revenue Miles	Annual Vehicle Revenue Hours	Average Fleet Age in Years ^a
Demand Response	2	-	\$147,548	\$7,278	\$0	16,152	24,508	1,440	4.0
Bus	-	5	\$1,053,143	\$46,949	\$0	80,998	129,242	11,840	3.4
Total	2	5	\$1,200,691	\$54,227	\$0	97,150	153,750	13,280	

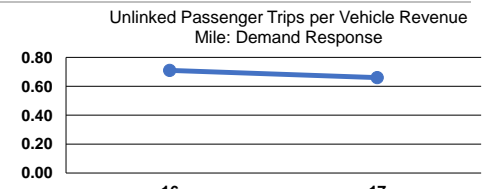
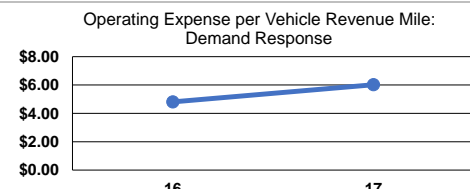
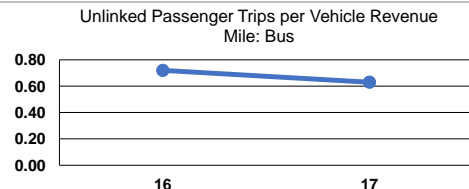
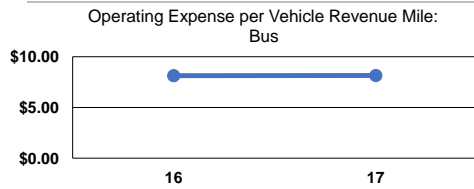
Performance Measures

Service Efficiency

Mode	Operating Expenses per Vehicle Revenue Mile	Operating Expenses per Vehicle Revenue Hour
Demand Response	\$6.02	\$102.46
Bus	\$8.15	\$88.95
Total	\$7.81	\$90.41

Service Effectiveness

Mode	Operating Expenses per Unlinked Passenger Trip	Unlinked Trips per Vehicle Revenue Mile	Unlinked Trips per Vehicle Revenue Hour
Demand Response	\$9.13	0.7	11.2
Bus	\$13.00	0.6	6.8
Total	\$12.36	0.6	7.3



Notes:

^aDemand Response - Taxi (DT) and non-dedicated fleets do not report fleet age data.