

General Information

Urbanized Area (UZA) Statistics - 2010 Census

Los Angeles-Long Beach-Anaheim, CA
1,736 **Square Miles**
12,150,996 **Population**
2 **Pop. Rank out of 498 UZAs**

Service Area Statistics

13 **Square Miles**
111,772 **Population**

Service Consumption

184,663 **Annual Unlinked Trips (UPT)**

Service Supplied

220,293 **Annual Vehicle Revenue Miles (VRM)**
21,327 **Annual Vehicle Revenue Hours (VRH)**

Database Information

NTDID: 90263

Reporter Type: Reduced Reporter

Financial Information

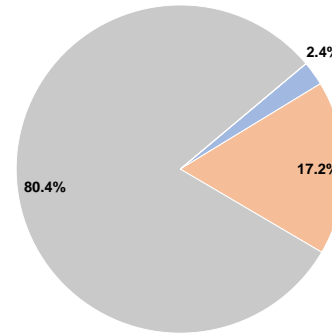
Sources of Operating Funds Expended

Fare Revenues	\$63,654	2.4%
Local Funds	\$455,097	17.2%
State Funds	\$2,131,417	80.4%
Federal Assistance	\$0	0.0%
Other Funds	\$0	0.0%
Total Operating Funds Expended	\$2,650,168	100.0%

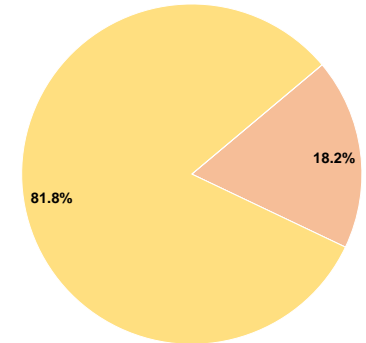
Sources of Capital Funds Expended

Fare Revenues	\$0	0.0%
Local Funds	\$74,381	18.2%
State Funds	\$0	0.0%
Federal Assistance	\$334,931	81.8%
Other Funds	\$0	0.0%
Total Capital Funds Expended	\$409,312	100.0%

Operating Funding Sources



Capital Funding Sources



Modal Characteristics

Operation Characteristics

Vehicles Operated at Maximum Service

Mode	Directly Operated	Purchased Transportation	Operating Expenses	Fare Revenues	Uses of Capital Funds	Annual Unlinked Trips	Annual Vehicle Revenue Miles	Annual Vehicle Revenue Hours	Average Fleet Age in Years ^a
Demand Response	10	-	\$1,083,666	\$12,075	\$409,312	26,933	80,871	7,902	6.3
Bus	-	6	\$1,111,405	\$51,579	\$0	157,730	139,422	13,425	9.0
Total	10	6	\$2,195,071	\$63,654	\$409,312	184,663	220,293	21,327	

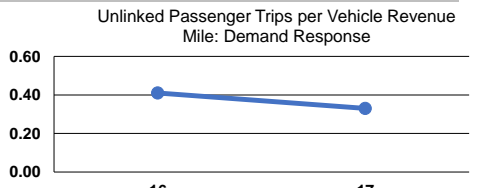
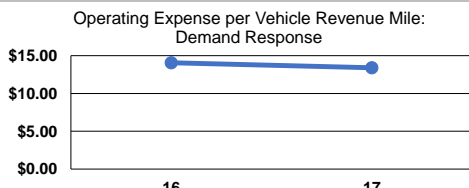
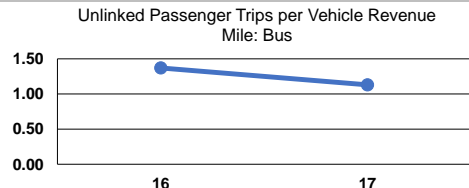
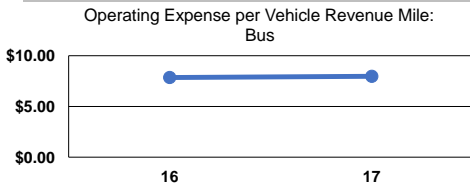
Performance Measures

Service Efficiency

Mode	Operating Expenses per Vehicle Revenue Mile	Operating Expenses per Vehicle Revenue Hour
Demand Response	\$13.40	\$137.14
Bus	\$7.97	\$82.79
Total	\$9.96	\$102.92

Service Effectiveness

Mode	Operating Expenses per Unlinked Passenger Trip	Unlinked Trips per Vehicle Revenue Mile	Unlinked Trips per Vehicle Revenue Hour
Demand Response	\$40.24	0.3	3.4
Bus	\$7.05	1.1	11.7
Total	\$11.89	0.8	8.7



Notes:

^aDemand Response - Taxi (DT) and non-dedicated fleets do not report fleet age data.