

**General Information**

**Urbanized Area (UZA) Statistics - 2010 Census**

Los Angeles-Long Beach-Anaheim, CA  
1,736 **Square Miles**  
12,150,996 **Population**  
2 **Pop. Rank out of 498 UZAs**

**Service Area Statistics**

16 **Square Miles**  
36,590 **Population**

**Service Consumption**

41,718 **Annual Unlinked Trips (UPT)**

**Service Supplied**

110,228 **Annual Vehicle Revenue Miles (VRM)**  
13,779 **Annual Vehicle Revenue Hours (VRH)**

**Database Information**

NTDID: 90285

Reporter Type: Reduced Reporter

**Financial Information**

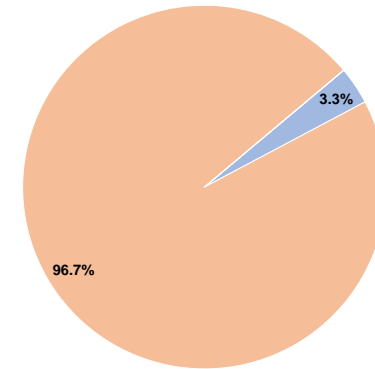
**Sources of Operating Funds Expended**

Fare Revenues	\$30,055	3.3%
Local Funds	\$867,165	96.7%
State Funds	\$0	0.0%
Federal Assistance	\$0	0.0%
Other Funds	\$0	0.0%
<b>Total Operating Funds Expended</b>	<b>\$897,220</b>	<b>100.0%</b>

**Sources of Capital Funds Expended**

Fare Revenues	\$0
Local Funds	\$0
State Funds	\$0
Federal Assistance	\$0
Other Funds	\$0
<b>Total Capital Funds Expended</b>	<b>\$0</b>

**Operating Funding Sources**



**Modal Characteristics**

**Operation Characteristics**

**Vehicles Operated at Maximum Service**

Mode	Directly Operated	Purchased Transportation	Operating Expenses	Fare Revenues	Uses of Capital Funds	Annual Unlinked Trips	Annual Vehicle Revenue Miles	Annual Vehicle Revenue Hours	Average Fleet Age in Years <sup>a</sup>
Demand Response	-	9	\$841,869	\$30,055	\$0	41,718	110,228	13,779	6.2
<b>Total</b>	<b>-</b>	<b>9</b>	<b>\$841,869</b>	<b>\$30,055</b>	<b>\$0</b>	<b>41,718</b>	<b>110,228</b>	<b>13,779</b>	

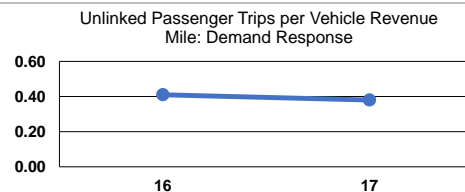
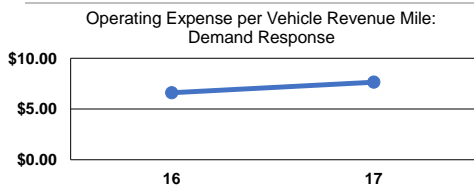
**Performance Measures**

**Service Efficiency**

Mode	Operating Expenses per Vehicle Revenue Mile	Operating Expenses per Vehicle Revenue Hour
Demand Response	\$7.64	\$61.10
<b>Total</b>	<b>\$7.64</b>	<b>\$61.10</b>

**Service Effectiveness**

Mode	Operating Expenses per Unlinked Passenger Trip	Unlinked Trips per Vehicle Revenue Mile	Unlinked Trips per Vehicle Revenue Hour
Demand Response	\$20.18	0.4	3.0
<b>Total</b>	<b>\$20.18</b>	<b>0.4</b>	<b>3.0</b>



**Notes:**

<sup>a</sup>Demand Response - Taxi (DT) and non-dedicated fleets do not report fleet age data.