

San Luis Obispo Council of Governments

2017 Annual Agency Profile

General Information

Urbanized Area (UZA) Statistics - 2010 Census

San Luis Obispo, CA
 20 **Square Miles**
 59,219 **Population**
 447 **Pop. Rank out of 498 UZAs**

Other UZAs Served

See Below

Service Area Statistics

130 **Square Miles**
 269,237 **Population**

Service Consumption

6,197 **Annual Unlinked Trips (UPT)**

Service Supplied

61,872 **Annual Vehicle Revenue Miles (VRM)**
 1,204 **Annual Vehicle Revenue Hours (VRH)**

Database Information

NTDID: 90297

Reporter Type: Reduced Reporter

Financial Information

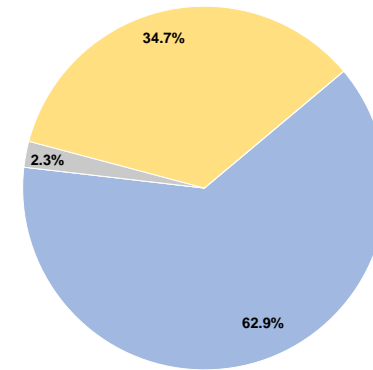
Sources of Operating Funds Expended

Fare Revenues	\$33,427	62.9%
Local Funds	\$0	0.0%
State Funds	\$1,226	2.3%
Federal Assistance	\$18,450	34.7%
Other Funds	\$0	0.0%
Total Operating Funds Expended	\$53,103	100.0%

Sources of Capital Funds Expended

Fare Revenues	\$0
Local Funds	\$0
State Funds	\$0
Federal Assistance	\$0
Other Funds	\$0
Total Capital Funds Expended	\$0

Operating Funding Sources



Modal Characteristics

Operation Characteristics

Vehicles Operated at Maximum Service

Mode	Directly Operated	Purchased Transportation	Operating Expenses	Fare Revenues	Uses of Capital Funds	Annual Unlinked Trips	Annual Vehicle Revenue Miles	Annual Vehicle Revenue Hours	Average Fleet Age in Years ^a
Vanpool	-	5	\$34,427	\$33,427	\$0	6,197	61,872	1,204	1.0
Total	-	5	\$34,427	\$33,427	\$0	6,197	61,872	1,204	

Performance Measures


Service Efficiency

Mode	Operating Expenses per Vehicle Revenue Mile	Operating Expenses per Vehicle Revenue Hour
Vanpool	\$0.56	\$28.59
Total	\$0.56	\$28.59


Service Effectiveness

Mode	Operating Expenses per Unlinked Passenger Trip	Unlinked Trips per Vehicle Revenue Mile	Unlinked Trips per Vehicle Revenue Hour
Vanpool	\$5.56	0.1	5.1
Total	\$5.56	0.1	5.1

Operating Expense per Vehicle Revenue Mile: Vanpool



Unlinked Passenger Trips per Vehicle Revenue Mile: Vanpool



Notes:

^aDemand Response - Taxi (DT) and non-dedicated fleets do not report fleet age data.

Other UZAs Served: 0 California Non-UZA, 246 Santa Maria, CA, 423 El Paso de Robles (Paso Robles)-Atascadero, CA, 482 Arroyo Grande-Grover Beach, CA

