

County of Ventura 2017 Annual Agency Profile

General Information

Urbanized Area (UZA) Statistics - 2010 Census

Thousand Oaks, CA
 86 **Square Miles**
 214,811 **Population**
 168 **Pop. Rank out of 498 UZAs**

Service Area Statistics

4 **Square Miles**
 14,212 **Population**

Service Consumption

78,493 **Annual Unlinked Trips (UPT)**

Service Supplied

67,503 **Annual Vehicle Revenue Miles (VRM)**
 5,043 **Annual Vehicle Revenue Hours (VRH)**

Database Information

NTDID: 90298

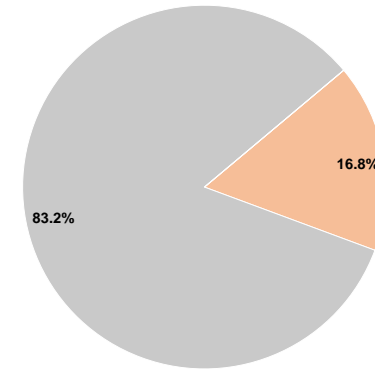
Reporter Type: Reduced Reporter

Financial Information

Sources of Operating Funds Expended

Fare Revenues	\$0	0.0%
Local Funds	\$92,337	16.8%
State Funds	\$458,540	83.2%
Federal Assistance	\$0	0.0%
Other Funds	\$0	0.0%
Total Operating Funds Expended	\$550,877	100.0%

Operating Funding Sources



Sources of Capital Funds Expended

Fare Revenues	\$0
Local Funds	\$0
State Funds	\$0
Federal Assistance	\$0
Other Funds	\$0
Total Capital Funds Expended	\$0

Modal Characteristics

Operation Characteristics

Vehicles Operated at Maximum Service

Mode	Directly Operated	Purchased Transportation	Operating Expenses	Fare Revenues	Uses of Capital Funds	Annual Unlinked Trips	Annual Vehicle Revenue Miles	Annual Vehicle Revenue Hours	Average Fleet Age in Years ^a
Bus	-	4 ¹	\$362,534 ¹	\$0	\$0 ¹	78,493	67,503	5,043	3.0
Total	-	4	\$362,534	\$0	\$0	78,493	67,503	5,043	

Performance Measures


Service Efficiency

Mode	Operating Expenses per Vehicle Revenue Mile	Operating Expenses per Vehicle Revenue Hour
Bus	\$5.37	\$71.89
Total	\$5.37	\$71.89


Service Effectiveness

Mode	Operating Expenses per Unlinked Passenger Trip	Unlinked Trips per Vehicle Revenue Mile	Unlinked Trips per Vehicle Revenue Hour
Bus	\$4.62	1.2	15.6
Total	\$4.62	1.2	15.6

Operating Expense per Vehicle Revenue Mile:
Bus



Unlinked Passenger Trips per Vehicle Revenue Mile: Bus



Notes:

^aDemand Response - Taxi (DT) and non-dedicated fleets do not report fleet age data.

¹Includes data for a contract with another reporter.

*This agency has a purchased transportation relationship in which they buy service from Thousand Oaks Transit (NTDID: 90165), and in which the data are captured in another report for mode DR/PT.

*This agency has a purchased transportation relationship in which they buy service from Thousand Oaks Transit (NTDID: 90165), and in which the data are captured in this report for mode MB/PT.