

Chemehuevi Indian Tribe

2017 Annual Agency Profile

General Information

Federally Recognized Tribal Statistical Areas

Chemehuevi Reservation, CA

Service Consumption

459,434 Annual Unlinked Trips (UPT)

Service Supplied

44,242 Annual Vehicle Revenue Miles (VRM)

7,136 Annual Vehicle Revenue Hours (VRH)

Database Information

NTDID: 99316

Reporter Type: Tribal Reporter

Financial Information

Sources of Operating Funds Expended

Fare Revenues	\$244,293	22.8%
Local Funds	\$827,254	77.2%
State Funds	\$0	0.0%
Federal Assistance	\$0	0.0%
Other Funds	\$0	0.0%

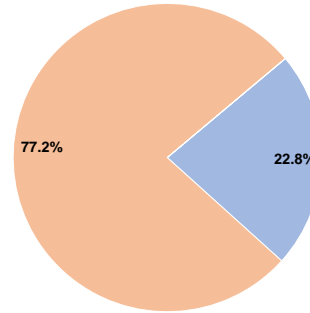
Total Operating Funds Expended \$1,071,547 100.0%

Sources of Capital Funds Expended

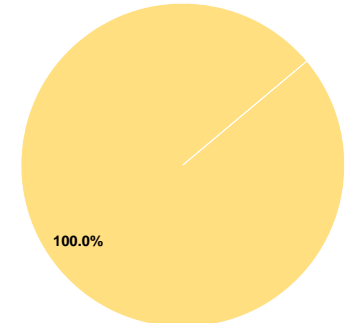
Fare Revenues	\$0	0.0%
Local Funds	\$0	0.0%
State Funds	\$0	0.0%
Federal Assistance	\$605,000	100.0%
Other Funds	\$0	0.0%

Total Capital Funds Expended \$605,000 100.0%

Operating Funding Sources



Capital Funding Sources



Modal Characteristics

Operation Characteristics

Vehicles Operated at Maximum Service

Mode	Directly Operated	Purchased Transportation	Operating Expenses	Fare Revenues	Uses of Capital Funds	Annual Unlinked Trips	Annual Vehicle Revenue Miles	Annual Vehicle Revenue Hours	Average Fleet Age in Years ^a
Ferryboat	2	-	\$1,071,547	\$244,293	\$605,000	459,434	44,242	7,136	13.5
Total	2	-	\$1,071,547	\$244,293	\$605,000	459,434	44,242	7,136	

Performance Measures

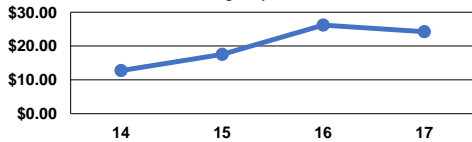
Service Efficiency

Mode	Operating Expenses per Vehicle Revenue Mile	Operating Expenses per Vehicle Revenue Hour
Ferryboat	\$24.22	\$150.16
Total	\$24.22	\$150.16

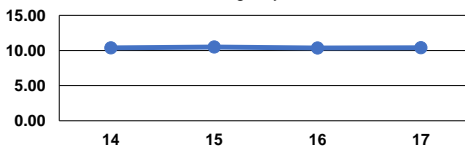
Service Effectiveness

Mode	Operating Expenses per Unlinked Passenger Trip	Unlinked Trips per Vehicle Revenue Mile	Unlinked Trips per Vehicle Revenue Hour
Ferryboat	\$2.33	10.4	64.4
Total	\$2.33	10.4	64.4

Operating Expense per Vehicle Revenue Mile: Agency Total



Unlinked Passenger Trips per Vehicle Revenue Mile: Agency Total



Notes:

^aDemand Response - Taxi (DT) and non-dedicated fleets do not report fleet age data.