

# City of Bullhead DBA Bullhead Area Transit System

2017 Annual Agency Profile

## General Information

### Service Consumption

179,193 Annual Unlinked Trips (UPT)

### Service Supplied

289,520 Annual Vehicle Revenue Miles (VRM)

18,105 Annual Vehicle Revenue Hours (VRH)

### Summary of Operating Expenses (OE)

\$1,133,611 Total Operating Expenses

### Database Information

NTDID: 9R01-91037

Reporter Type: Rural General Public Transit

## Financial Information

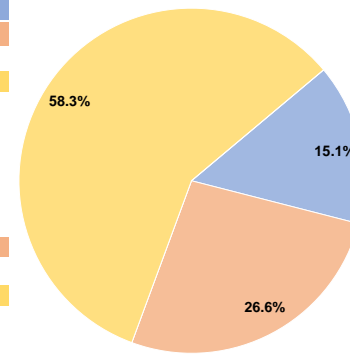
### Sources of Operating Funds Expended

Fare Revenues	\$171,281	15.1%
Local Funds	\$301,815	26.6%
State Funds	\$0	0.0%
Federal Assistance	\$660,515	58.3%
Other Funds	\$0	0.0%
<b>Total Operating Funds Expended</b>	<b>\$1,133,611</b>	<b>100.0%</b>

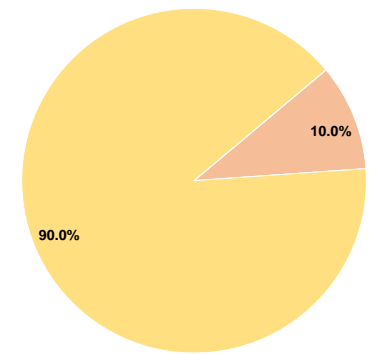
### Sources of Capital Funds Expended

Fare Revenues	\$0	0.0%
Local Funds	\$1,745	10.0%
State Funds	\$0	0.0%
Federal Assistance	\$15,707	90.0%
Other Funds	\$0	0.0%
<b>Total Capital Funds Expended</b>	<b>\$17,452</b>	<b>100.0%</b>

### Operating Funding Sources



### Capital Funding Sources



## Modal Characteristics

### Operation Characteristics

#### Vehicles Operated at Maximum Service

Mode	Directly Operated	Purchased Transportation	Operating Expenses	Fare Revenues	Uses of Capital Funds	Annual Unlinked Trips	Annual Vehicle Revenue Miles	Annual Vehicle Revenue Hours
Demand Response	3	-	\$242,599	\$17,761	\$0	9,626	78,277	4,788
Bus	7	-	\$891,012	\$153,520	\$17,452	169,567	211,243	13,317
<b>Total</b>	<b>10</b>	<b>-</b>	<b>\$1,133,611</b>	<b>\$171,281</b>	<b>\$17,452</b>	<b>179,193</b>	<b>289,520</b>	<b>18,105</b>

### Performance Measures

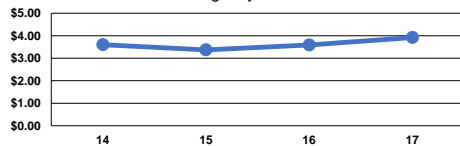
#### Service Efficiency

Mode	Operating Expenses per Vehicle Revenue Mile	Operating Expenses per Vehicle Revenue Hour
Demand Response	\$3.10	\$50.67
Bus	\$4.22	\$66.91
<b>Total</b>	<b>\$3.92</b>	<b>\$62.61</b>

#### Service Effectiveness

Mode	Operating Expenses per Unlinked Passenger Trip	Unlinked Trips per Vehicle Revenue Mile	Unlinked Trips per Vehicle Revenue Hour
Demand Response	\$25.20	0.1	2.0
Bus	\$5.25	0.8	12.7
<b>Total</b>	<b>\$6.33</b>	<b>0.6</b>	<b>9.9</b>

Operating Expense per Vehicle Revenue Mile: Agency Total



Unlinked Passenger Trips per Vehicle Revenue Mile: Agency Total

