

San Benito County LTA

2017 Annual Agency Profile

General Information

Service Consumption

131,060 Annual Unlinked Trips (UPT)

Service Supplied

452,816 Annual Vehicle Revenue Miles (VRM)

29,730 Annual Vehicle Revenue Hours (VRH)

Summary of Operating Expenses (OE)

\$1,728,633 Total Operating Expenses

Database Information

NTDID: 9R02-91009

Reporter Type: Rural General Public Transit

Financial Information

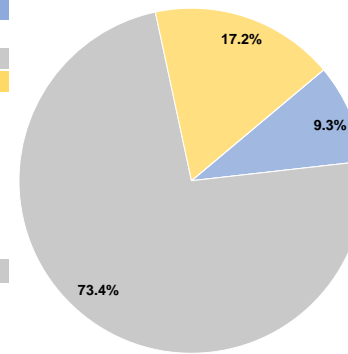
Sources of Operating Funds Expended

Fare Revenues	\$161,126	9.3%
Local Funds	\$0	0.0%
State Funds	\$1,269,321	73.4%
Federal Assistance	\$298,186	17.2%
Other Funds	\$0	0.0%
Total Operating Funds Expended	\$1,728,633	100.0%

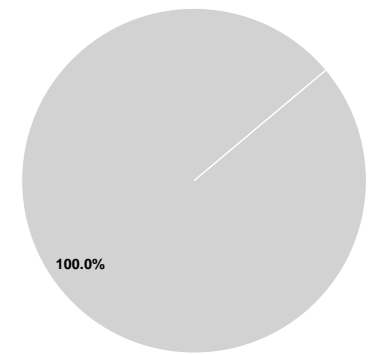
Sources of Capital Funds Expended

Fare Revenues	\$0	0.0%
Local Funds	\$0	0.0%
State Funds	\$661,304	100.0%
Federal Assistance	\$0	0.0%
Other Funds	\$0	0.0%
Total Capital Funds Expended	\$661,304	100.0%

Operating Funding Sources



Capital Funding Sources



Modal Characteristics

Operation Characteristics

Vehicles Operated at Maximum Service

Mode	Directly Operated	Purchased Transportation	Operating Expenses	Fare Revenues	Uses of Capital Funds	Annual Unlinked Trips	Annual Vehicle Revenue Miles	Annual Vehicle Revenue Hours
Commuter Bus	-	3	\$400,672	\$59,160	\$338,900	43,359	156,870	6,509
Demand Response	-	11	\$984,488	\$63,773	\$0	59,590	232,806	17,638
Bus	-	4	\$343,473	\$38,193	\$322,404	28,111	63,140	5,583
Total	-	18	\$1,728,633	\$161,126	\$661,304	131,060	452,816	29,730

Performance Measures

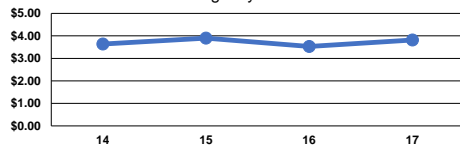
Service Efficiency

Mode	Operating Expenses per Vehicle Revenue Mile	Operating Expenses per Vehicle Revenue Hour
Commuter Bus	\$2.55	\$61.56
Demand Response	\$4.23	\$55.82
Bus	\$5.44	\$61.52
Total	\$3.82	\$58.14

Service Effectiveness

Mode	Operating Expenses per Unlinked Passenger Trip	Unlinked Trips per Vehicle Revenue Mile	Unlinked Trips per Vehicle Revenue Hour
Commuter Bus	\$9.24	0.3	6.7
Demand Response	\$16.52	0.3	3.4
Bus	\$12.22	0.4	5.0
Total	\$13.19	0.3	4.4

Operating Expense per Vehicle Revenue Mile: Agency Total



Unlinked Passenger Trips per Vehicle Revenue Mile: Agency Total

