

Mountain Area Regional Transit Authority DBA Mountain Transit

2017 Annual Agency Profile

General Information

Service Consumption

158,366 Annual Unlinked Trips (UPT)

Service Supplied

612,503 Annual Vehicle Revenue Miles (VRM)

35,390 Annual Vehicle Revenue Hours (VRH)

Summary of Operating Expenses (OE)

\$2,757,483 Total Operating Expenses

Database Information

NTDID: 9R02-91012

Reporter Type: Rural General Public Transit

Financial Information

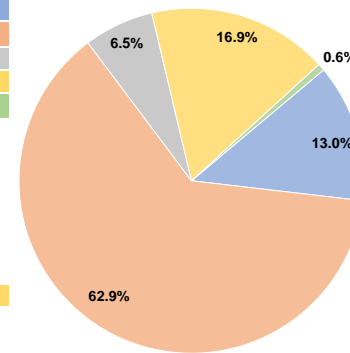
Sources of Operating Funds Expended

Fare Revenues	\$357,410	13.0%
Local Funds	\$1,734,601	62.9%
State Funds	\$180,374	6.5%
Federal Assistance	\$467,209	16.9%
Other Funds	\$17,889	0.6%
Total Operating Funds Expended	\$2,757,483	100.0%

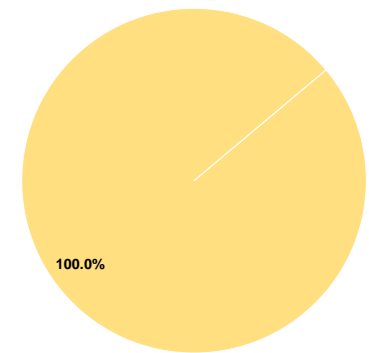
Sources of Capital Funds Expended

Fare Revenues	\$0	0.0%
Local Funds	\$0	0.0%
State Funds	\$0	0.0%
Federal Assistance	\$80,595	100.0%
Other Funds	\$0	0.0%
Total Capital Funds Expended	\$80,595	100.0%

Operating Funding Sources



Capital Funding Sources



Modal Characteristics

Operation Characteristics

Vehicles Operated at Maximum Service

Mode	Directly Operated	Purchased Transportation	Operating Expenses	Fare Revenues	Uses of Capital Funds	Annual Unlinked Trips	Annual Vehicle Revenue Miles	Annual Vehicle Revenue Hours
Commuter Bus	2	-	\$739,227	\$112,399	\$0	20,727	164,165	6,804
Demand Response	4	-	\$543,079	\$58,679	\$80,595	17,679	120,605	9,474
Bus	5	-	\$1,475,177	\$186,332	\$0	119,960	327,733	19,112
Total	11	-	\$2,757,483	\$357,410	\$80,595	158,366	612,503	35,390

Performance Measures

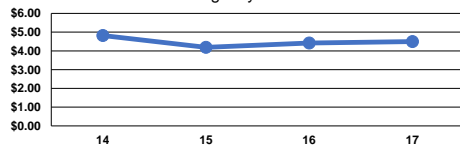
Service Efficiency

Mode	Operating Expenses per Vehicle Revenue Mile	Operating Expenses per Vehicle Revenue Hour
Commuter Bus	\$4.50	\$108.65
Demand Response	\$4.50	\$57.32
Bus	\$4.50	\$77.19
Total	\$4.50	\$77.92

Service Effectiveness

Mode	Operating Expenses per Unlinked Passenger Trip	Unlinked Trips per Vehicle Revenue Mile	Unlinked Trips per Vehicle Revenue Hour
Commuter Bus	\$35.66	0.1	3.0
Demand Response	\$30.72	0.1	1.9
Bus	\$12.30	0.4	6.3
Total	\$17.41	0.3	4.5

Operating Expense per Vehicle Revenue Mile: Agency Total



Unlinked Passenger Trips per Vehicle Revenue Mile: Agency Total

