

City of Rio Vista DBA Rio Vista Delta Breeze

2017 Annual Agency Profile

General Information

Service Consumption

9,683 Annual Unlinked Trips (UPT)

Service Supplied

65,333 Annual Vehicle Revenue Miles (VRM)
3,452 Annual Vehicle Revenue Hours (VRH)

Summary of Operating Expenses (OE)

\$430,229 Total Operating Expenses

Database Information

NTDID: 9R02-91014

Reporter Type: Rural General Public Transit

Financial Information

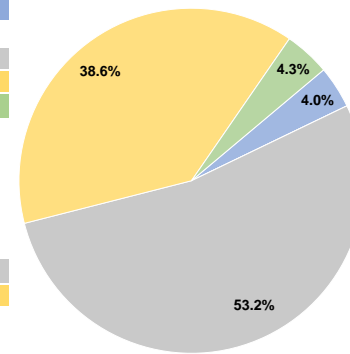
Sources of Operating Funds Expended

Fare Revenues	\$17,064	4.0%
Local Funds	\$0	0.0%
State Funds	\$228,761	53.2%
Federal Assistance	\$166,000	38.6%
Other Funds	\$18,404	4.3%
Total Operating Funds Expended	\$430,229	100.0%

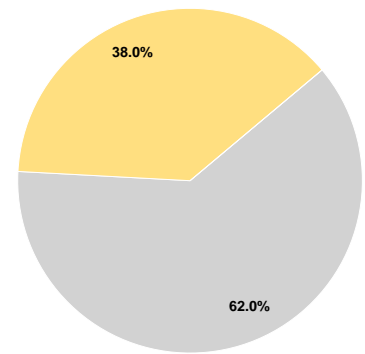
Sources of Capital Funds Expended

Fare Revenues	\$0	0.0%
Local Funds	\$0	0.0%
State Funds	\$118,928	62.0%
Federal Assistance	\$73,000	38.0%
Other Funds	\$0	0.0%
Total Capital Funds Expended	\$191,928	100.0%

Operating Funding Sources



Capital Funding Sources



Modal Characteristics

Operation Characteristics

Vehicles Operated at Maximum Service

Mode	Directly Operated	Purchased Transportation	Operating Expenses	Fare Revenues	Uses of Capital Funds	Annual Unlinked Trips	Annual Vehicle Revenue Miles	Annual Vehicle Revenue Hours
Bus	-	3	\$430,229	\$17,064	\$191,928	9,683	65,333	3,452
Total	-	3	\$430,229	\$17,064	\$191,928	9,683	65,333	3,452

Performance Measures

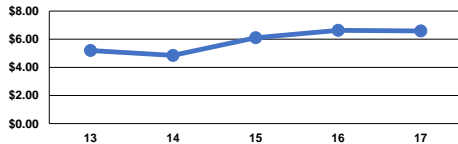
Service Efficiency

Mode	Operating Expenses per Vehicle Revenue Mile	Operating Expenses per Vehicle Revenue Hour
Bus	\$6.59	\$124.63
Total	\$6.59	\$124.63

Service Effectiveness

Mode	Operating Expenses per Unlinked Passenger Trip	Unlinked Trips per Vehicle Revenue Mile	Unlinked Trips per Vehicle Revenue Hour
Bus	\$44.43	0.1	2.8
Total	\$44.43	0.1	2.8

Operating Expense per Vehicle Revenue Mile: Agency Total



Unlinked Passenger Trips per Vehicle Revenue Mile: Agency Total

