

**General Information**

**Service Consumption**

37,041 Annual Unlinked Trips (UPT)

**Service Supplied**

195,938 Annual Vehicle Revenue Miles (VRM)

15,132 Annual Vehicle Revenue Hours (VRH)

**Summary of Operating Expenses (OE)**

\$980,063 Total Operating Expenses

**Database Information**

NTDID: 9R02-91040

Reporter Type: Rural General Public Transit

**Financial Information**

**Sources of Operating Funds Expended**

Fare Revenues	\$71,216	7.3%
Local Funds	\$52,500	5.4%
State Funds	\$165,251	16.9%
Federal Assistance	\$268,000	27.3%
Other Funds	\$423,096	43.2%

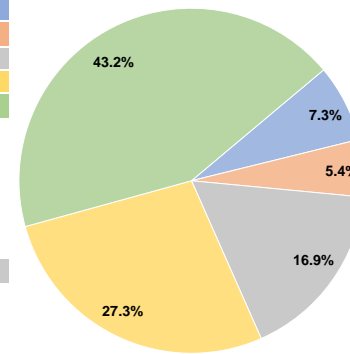
**Total Operating Funds Expended \$980,063 100.0%**

**Sources of Capital Funds Expended**

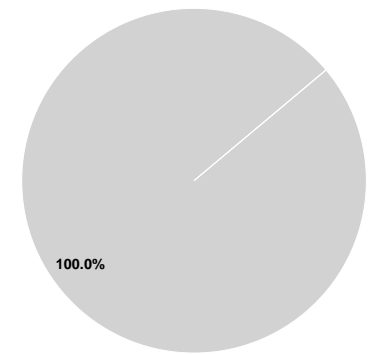
Fare Revenues	\$0	0.0%
Local Funds	\$0	0.0%
State Funds	\$226,964	100.0%
Federal Assistance	\$0	0.0%
Other Funds	\$0	0.0%

**Total Capital Funds Expended \$226,964 100.0%**

**Operating Funding Sources**



**Capital Funding Sources**



**Modal Characteristics**

**Operation Characteristics**

**Vehicles Operated at Maximum Service**

Mode	Directly Operated	Purchased Transportation	Operating Expenses	Fare Revenues	Uses of Capital Funds	Annual Unlinked Trips	Annual Vehicle Revenue Miles	Annual Vehicle Revenue Hours
Demand Response	2	-	\$104,671	\$19,936	\$24,240	17,309	20,923	2,368
Bus	4	-	\$875,392	\$51,280	\$202,724	19,732	175,015	12,764
<b>Total</b>	<b>6</b>	<b>-</b>	<b>\$980,063</b>	<b>\$71,216</b>	<b>\$226,964</b>	<b>37,041</b>	<b>195,938</b>	<b>15,132</b>

**Performance Measures**

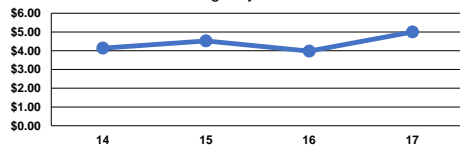
**Service Efficiency**

Mode	Operating Expenses per Vehicle Revenue Mile	Operating Expenses per Vehicle Revenue Hour
Demand Response	\$5.00	\$44.20
Bus	\$5.00	\$68.58
<b>Total</b>	<b>\$5.00</b>	<b>\$64.77</b>

**Service Effectiveness**

Mode	Operating Expenses per Unlinked Passenger Trip	Unlinked Trips per Vehicle Revenue Mile	Unlinked Trips per Vehicle Revenue Hour
Demand Response	\$6.05	0.8	7.3
Bus	\$44.36	0.1	1.5
<b>Total</b>	<b>\$26.46</b>	<b>0.2</b>	<b>2.4</b>

Operating Expense per Vehicle Revenue Mile: Agency Total



Unlinked Passenger Trips per Vehicle Revenue Mile: Agency Total

