

Calaveras County Department of Public Works DBA Calaveras Transit

2017 Annual Agency Profile

General Information

Service Consumption

40,837 Annual Unlinked Trips (UPT)

Service Supplied

353,495 Annual Vehicle Revenue Miles (VRM)

13,216 Annual Vehicle Revenue Hours (VRH)

Summary of Operating Expenses (OE)

\$1,134,687 Total Operating Expenses

Database Information

NTDID: 9R02-91063

Reporter Type: Rural General Public Transit

Financial Information

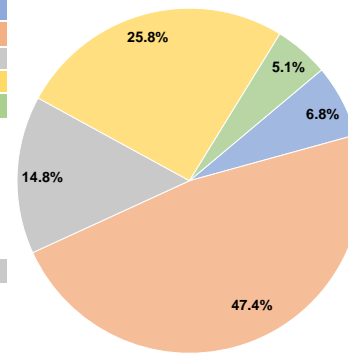
Sources of Operating Funds Expended

Fare Revenues	\$77,467	6.8%
Local Funds	\$538,264	47.4%
State Funds	\$167,967	14.8%
Federal Assistance	\$293,056	25.8%
Other Funds	\$57,933	5.1%
Total Operating Funds Expended	\$1,134,687	100.0%

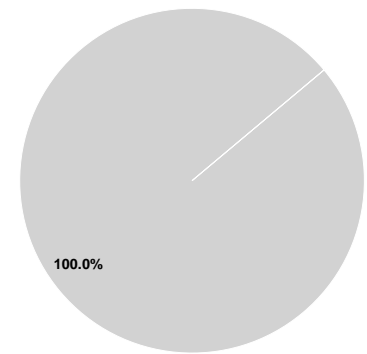
Sources of Capital Funds Expended

Fare Revenues	\$0	0.0%
Local Funds	\$0	0.0%
State Funds	\$310,181	100.0%
Federal Assistance	\$0	0.0%
Other Funds	\$0	0.0%
Total Capital Funds Expended	\$310,181	100.0%

Operating Funding Sources



Capital Funding Sources



Modal Characteristics

Operation Characteristics

Vehicles Operated at Maximum Service

Mode	Directly Operated	Purchased Transportation	Operating Expenses	Fare Revenues	Uses of Capital Funds	Annual Unlinked Trips	Annual Vehicle Revenue Miles	Annual Vehicle Revenue Hours
Bus	-	14	\$1,134,687	\$77,467	\$310,181	40,837	353,495	13,216
Total	-	14	\$1,134,687	\$77,467	\$310,181	40,837	353,495	13,216

Performance Measures

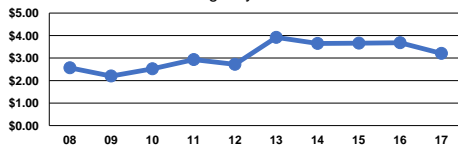
Service Efficiency

Mode	Operating Expenses per Vehicle Revenue Mile	Operating Expenses per Vehicle Revenue Hour
Bus	\$3.21	\$85.86
Total	\$3.21	\$85.86

Service Effectiveness

Mode	Operating Expenses per Unlinked Passenger Trip	Unlinked Trips per Vehicle Revenue Mile	Unlinked Trips per Vehicle Revenue Hour
Bus	\$27.79	0.1	3.1
Total	\$27.79	0.1	3.1

Operating Expense per Vehicle Revenue Mile: Agency Total



Unlinked Passenger Trips per Vehicle Revenue Mile: Agency Total

