

**General Information**

**Service Consumption**

11,982 Annual Unlinked Trips (UPT)

**Service Supplied**

29,076 Annual Vehicle Revenue Miles (VRM)  
2,401 Annual Vehicle Revenue Hours (VRH)

**Summary of Operating Expenses (OE)**

\$399,285 Total Operating Expenses

**Database Information**

NTDID: 9R02-91071

Reporter Type: Rural General Public Transit

**Financial Information**

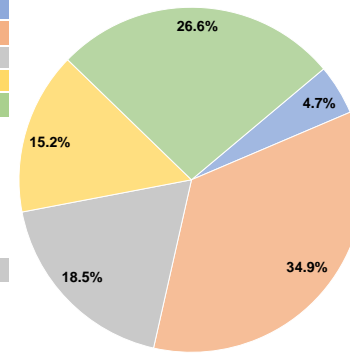
**Sources of Operating Funds Expended**

Fare Revenues	\$18,782	4.7%
Local Funds	\$139,500	34.9%
State Funds	\$73,761	18.5%
Federal Assistance	\$60,888	15.2%
Other Funds	\$106,354	26.6%
<b>Total Operating Funds Expended</b>	<b>\$399,285</b>	<b>100.0%</b>

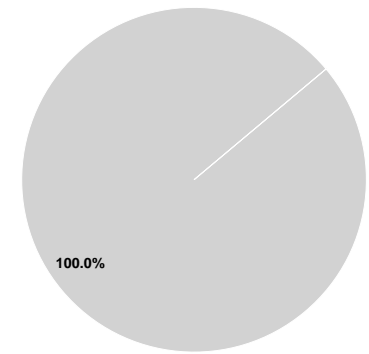
**Sources of Capital Funds Expended**

Fare Revenues	\$0	0.0%
Local Funds	\$0	0.0%
State Funds	\$8,965	100.0%
Federal Assistance	\$0	0.0%
Other Funds	\$0	0.0%
<b>Total Capital Funds Expended</b>	<b>\$8,965</b>	<b>100.0%</b>

**Operating Funding Sources**



**Capital Funding Sources**



**Modal Characteristics**

**Operation Characteristics**

**Vehicles Operated at Maximum Service**

Mode	Directly Operated	Purchased Transportation	Operating Expenses	Fare Revenues	Uses of Capital Funds	Annual Unlinked Trips	Annual Vehicle Revenue Miles	Annual Vehicle Revenue Hours
Demand Response	-	2	\$375,455	\$17,828	\$8,965	11,442	19,837	2,110
Bus	-	1	\$23,830	\$954	\$0	540	9,239	291
<b>Total</b>	<b>-</b>	<b>3</b>	<b>\$399,285</b>	<b>\$18,782</b>	<b>\$8,965</b>	<b>11,982</b>	<b>29,076</b>	<b>2,401</b>

**Performance Measures**

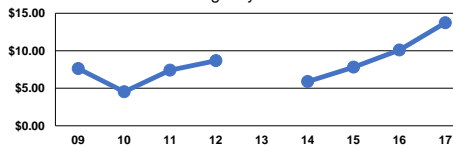
**Service Efficiency**

Mode	Operating Expenses per Vehicle Revenue Mile	Operating Expenses per Vehicle Revenue Hour
Demand Response	\$18.93	\$177.94
Bus	\$2.58	\$81.89
<b>Total</b>	<b>\$13.73</b>	<b>\$166.30</b>

**Service Effectiveness**

Mode	Operating Expenses per Unlinked Passenger Trip	Unlinked Trips per Vehicle Revenue Mile	Unlinked Trips per Vehicle Revenue Hour
Demand Response	\$32.81	0.6	5.4
Bus	\$44.13	0.1	1.9
<b>Total</b>	<b>\$33.32</b>	<b>0.4</b>	<b>5.0</b>

Operating Expense per Vehicle Revenue Mile: Agency Total



Unlinked Passenger Trips per Vehicle Revenue Mile: Agency Total

