

Lassen Transit Service Agency

2017 Annual Agency Profile

General Information

Service Consumption

88,419 Annual Unlinked Trips (UPT)

Service Supplied

230,587 Annual Vehicle Revenue Miles (VRM)

11,553 Annual Vehicle Revenue Hours (VRH)

Summary of Operating Expenses (OE)

\$805,818 Total Operating Expenses

Database Information

NTDID: 9R02-91098

Reporter Type: Rural General Public Transit

Financial Information

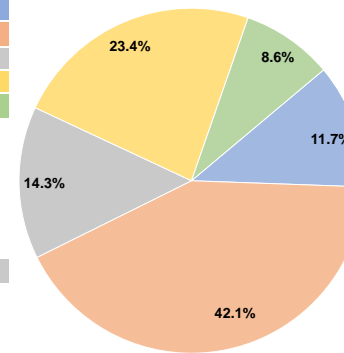
Sources of Operating Funds Expended

Fare Revenues	\$94,134	11.7%
Local Funds	\$339,266	42.1%
State Funds	\$115,118	14.3%
Federal Assistance	\$188,265	23.4%
Other Funds	\$69,035	8.6%
Total Operating Funds Expended	\$805,818	100.0%

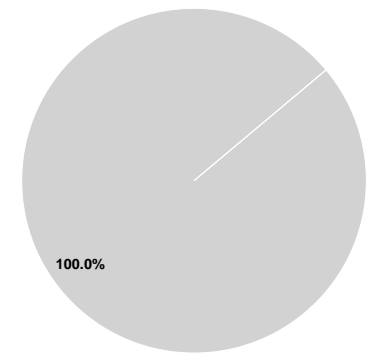
Sources of Capital Funds Expended

Fare Revenues	\$0	0.0%
Local Funds	\$0	0.0%
State Funds	\$404,995	100.0%
Federal Assistance	\$0	0.0%
Other Funds	\$0	0.0%
Total Capital Funds Expended	\$404,995	100.0%

Operating Funding Sources



Capital Funding Sources



Modal Characteristics

Operation Characteristics

Vehicles Operated at Maximum Service

Mode	Directly Operated	Purchased Transportation	Operating Expenses	Fare Revenues	Uses of Capital Funds	Annual Unlinked Trips	Annual Vehicle Revenue Miles	Annual Vehicle Revenue Hours
Commuter Bus	-	3	\$490,778	\$71,162	\$368,171	24,648	167,308	4,781
Demand Response	-	1	\$114,047	\$1,489	\$7,431	20,126	12,770	3,379
Bus	-	1	\$200,993	\$21,483	\$29,393	43,645	50,509	3,393
Total	-	5	\$805,818	\$94,134	\$404,995	88,419	230,587	11,553

Performance Measures

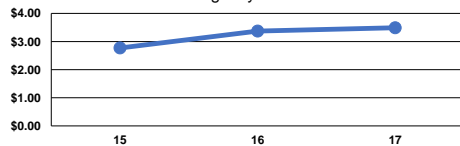
Service Efficiency

Mode	Operating Expenses per Vehicle Revenue Mile	Operating Expenses per Vehicle Revenue Hour
Commuter Bus	\$2.93	\$102.65
Demand Response	\$8.93	\$33.75
Bus	\$3.98	\$59.24
Total	\$3.49	\$69.75

Service Effectiveness

Mode	Operating Expenses per Unlinked Passenger Trip	Unlinked Trips per Vehicle Revenue Mile	Unlinked Trips per Vehicle Revenue Hour
Commuter Bus	\$19.91	0.1	5.2
Demand Response	\$5.67	1.6	6.0
Bus	\$4.61	0.9	12.9
Total	\$9.11	0.4	7.7

Operating Expense per Vehicle Revenue Mile: Agency Total



Unlinked Passenger Trips per Vehicle Revenue Mile: Agency Total

