

General Information

Federally Recognized Tribal Statistical Areas
Klamath Reservation, OR

Service Consumption
13,666 Annual Unlinked Trips (UPT)

Service Supplied
150,002 Annual Vehicle Revenue Miles (VRM)
6,090 Annual Vehicle Revenue Hours (VRH)

Database Information
NTDID: 00010
Reporter Type: Tribal Reporter

Financial Information

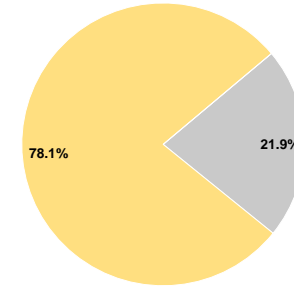
Sources of Operating Funds Expended

Fare Revenues	\$0	0.0%
Local Funds	\$0	0.0%
State Funds	\$89,285	21.9%
Federal Assistance	\$317,831	78.1%
Other Funds	\$0	0.0%
Total Operating Funds Expended	\$407,116	100.0%

Sources of Capital Funds Expended

Fare Revenues	\$0
Local Funds	\$0
State Funds	\$0
Federal Assistance	\$0
Other Funds	\$0
Total Capital Funds Expended	\$0

Operating Funding Sources



Modal Characteristics

Operation Characteristics

Vehicles Operated at Maximum Service

Mode	Directly Operated	Purchased Transportation	Operating Expenses	Fare Revenues	Uses of Capital Funds	Annual Unlinked Trips	Annual Vehicle Revenue Miles	Annual Vehicle Revenue Hours	Average Fleet Age in Years ^a
Commuter Bus	2	-	\$271,172	\$0	\$0	11,758	85,129	3,642	7.0
Demand Response	5	-	\$135,944	\$0	\$0	1,908	64,873	2,448	7.4
Total	7	-	\$407,116	\$0	\$0	13,666	150,002	6,090	

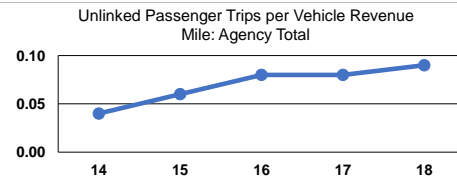
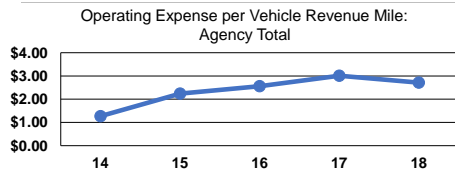
Performance Measures

Service Efficiency

Mode	Operating Expenses per Vehicle Revenue Mile	Operating Expenses per Vehicle Revenue Hour
Commuter Bus	\$3.19	\$74.46
Demand Response	\$2.10	\$55.53
Total	\$2.71	\$66.85

Service Effectiveness

Mode	Operating Expenses per Unlinked Passenger Trip	Unlinked Trips per Vehicle Revenue Mile	Unlinked Trips per Vehicle Revenue Hour
Commuter Bus	\$23.06	0.1	3.2
Demand Response	\$71.25	0.0	0.8
Total	\$29.79	0.1	2.2



Notes:

^aDemand Response - Taxi (DT) and non-dedicated fleets do not report fleet age data.