

Makah Tribal Council

2018 Annual Agency Profile

General Information

Federally Recognized Tribal Statistical Areas
Makah Indian Reservation, WA

Service Consumption

6,148 Annual Unlinked Trips (UPT)

Service Supplied

43,256 Annual Vehicle Revenue Miles (VRM)
2,596 Annual Vehicle Revenue Hours (VRH)

Database Information

NTDID: 00036
Reporter Type: Tribal Reporter

Financial Information

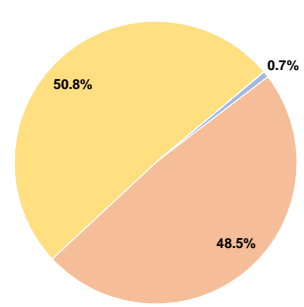
Sources of Operating Funds Expended

Fare Revenues	\$1,115	0.7%
Local Funds	\$74,595	48.5%
State Funds	\$0	0.0%
Federal Assistance	\$78,252	50.8%
Other Funds	\$0	0.0%
Total Operating Funds Expended	\$153,962	100.0%

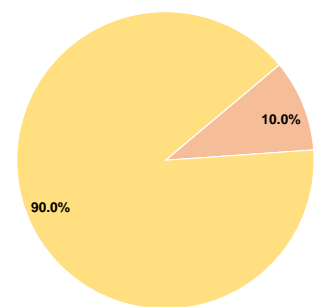
Sources of Capital Funds Expended

Fare Revenues	\$0	0.0%
Local Funds	\$9,282	10.0%
State Funds	\$0	0.0%
Federal Assistance	\$83,535	90.0%
Other Funds	\$0	0.0%
Total Capital Funds Expended	\$92,817	100.0%

Operating Funding Sources



Capital Funding Sources



Modal Characteristics

Operation Characteristics

Vehicles Operated at Maximum Service

Mode	Directly Operated	Purchased Transportation	Operating Expenses	Fare Revenues	Uses of Capital Funds	Annual Unlinked Trips	Annual Vehicle Revenue Miles	Annual Vehicle Revenue Hours	Average Fleet Age in Years ^a
Bus	1	-	\$153,962	\$1,115	\$92,817	6,148	43,256	2,596	6.3
Total	1	-	\$153,962	\$1,115	\$92,817	6,148	43,256	2,596	

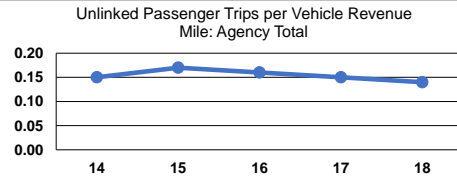
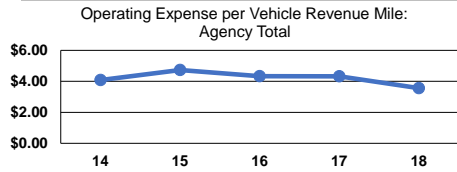
Performance Measures

Service Efficiency

Mode	Operating Expenses per Vehicle Revenue Mile	Operating Expenses per Vehicle Revenue Hour
Bus	\$3.56	\$59.31
Total	\$3.56	\$59.31

Service Effectiveness

Mode	Operating Expenses per Unlinked Passenger Trip	Unlinked Trips per Vehicle Revenue Mile	Unlinked Trips per Vehicle Revenue Hour
Bus	\$25.04	0.1	2.4
Total	\$25.04	0.1	2.4



Notes:

^aDemand Response - Taxi (DT) and non-dedicated fleets do not report fleet age data.