

# The Tulalip Tribes of Washington

2018 Annual Agency Profile

## General Information

### Urbanized Area (UZA) Statistics - 2010 Census

Tulalip Reservation and Off-Reservation Trust Land, WA

- 0 Square Miles
- 0 Population
- 0 Pop. Rank out of 498 UZAs

### Other UZAs Served

0 Washington Non-UZA

### Service Area Statistics

- 19 Square Miles
- 5,303 Population

### Service Consumption

5,371 Annual Unlinked Trips (UPT)

### Service Supplied

- 30,038 Annual Vehicle Revenue Miles (VRM)
- 2,641 Annual Vehicle Revenue Hours (VRH)

### Database Information

NTDID: 00060

Reporter Type: Tribal Reporter

## Financial Information

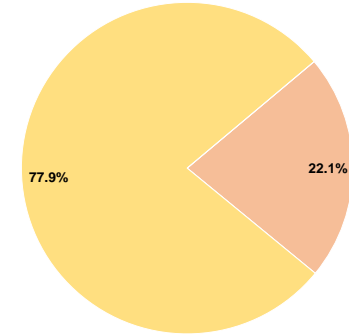
### Sources of Operating Funds Expended

Fare Revenues	\$0	0.0%
Local Funds	\$29,842	22.1%
State Funds	\$0	0.0%
Federal Assistance	\$105,480	77.9%
Other Funds	\$0	0.0%
<b>Total Operating Funds Expended</b>	<b>\$135,322</b>	<b>100.0%</b>

### Sources of Capital Funds Expended

Fare Revenues	\$0
Local Funds	\$0
State Funds	\$0
Federal Assistance	\$0
Other Funds	\$0
<b>Total Capital Funds Expended</b>	<b>\$0</b>

### Operating Funding Sources



## Modal Characteristics

### Operation Characteristics

#### Vehicles Operated at Maximum Service

Mode	Directly Operated	Purchased Transportation	Operating Expenses	Fare Revenues	Uses of Capital Funds	Annual Unlinked Trips	Annual Vehicle Revenue Miles	Annual Vehicle Revenue Hours	Average Fleet Age in Years <sup>a</sup>
Bus	1	-	\$135,322	\$0	\$0	5,371	30,038	2,641	8.0
<b>Total</b>	<b>1</b>	<b>-</b>	<b>\$135,322</b>	<b>\$0</b>	<b>\$0</b>	<b>5,371</b>	<b>30,038</b>	<b>2,641</b>	

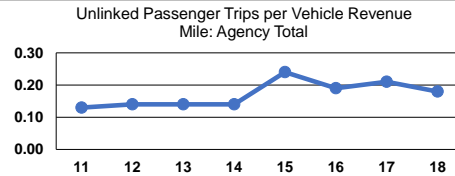
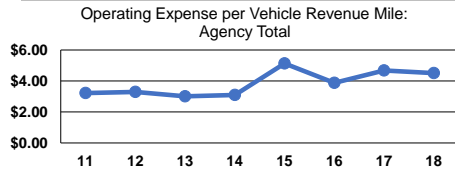
### Performance Measures

#### Service Efficiency

Mode	Operating Expenses per Vehicle Revenue Mile	Operating Expenses per Vehicle Revenue Hour
Bus	\$4.51	\$51.24
<b>Total</b>	<b>\$4.51</b>	<b>\$51.24</b>

#### Service Effectiveness

Mode	Operating Expenses per Unlinked Passenger Trip	Unlinked Trips per Vehicle Revenue Mile	Unlinked Trips per Vehicle Revenue Hour
Bus	\$25.19	0.2	2.0
<b>Total</b>	<b>\$25.19</b>	<b>0.2</b>	<b>2.0</b>



**Notes:**

<sup>a</sup>Demand Response - Taxi (DT) and non-dedicated fleets do not report fleet age data.