

Confederated Tribes of the Umatilla Indian Reservation

2018 Annual Agency Profile

General Information

Federally Recognized Tribal Statistical Areas
 Umatilla Reservation and Off-Reservation Trust Land, OR

Service Consumption
 72,971 Annual Unlinked Trips (UPT)

Service Supplied
 418,955 Annual Vehicle Revenue Miles (VRM)
 15,018 Annual Vehicle Revenue Hours (VRH)

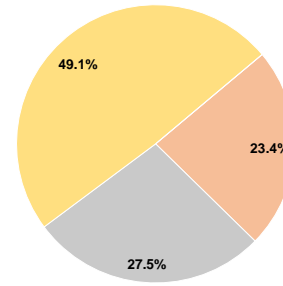
Database Information
 NTDID: 00119
 Reporter Type: Tribal Reporter

Financial Information

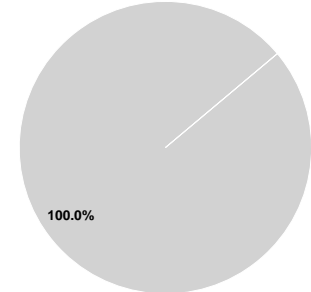
Sources of Operating Funds Expended		
Fare Revenues	\$0	0.0%
Local Funds	\$331,646	23.4%
State Funds	\$389,072	27.5%
Federal Assistance	\$694,621	49.1%
Other Funds	\$0	0.0%
Total Operating Funds Expended	\$1,415,339	100.0%

Sources of Capital Funds Expended		
Fare Revenues	\$0	0.0%
Local Funds	\$0	0.0%
State Funds	\$85,338	100.0%
Federal Assistance	\$0	0.0%
Other Funds	\$0	0.0%
Total Capital Funds Expended	\$85,338	100.0%

Operating Funding Sources



Capital Funding Sources



Modal Characteristics

Operation Characteristics

Vehicles Operated at Maximum Service

Mode	Directly Operated	Purchased Transportation	Operating Expenses	Fare Revenues	Uses of Capital Funds	Annual Unlinked Trips	Annual Vehicle Revenue Miles	Annual Vehicle Revenue Hours	Average Fleet Age in Years ^a
Commuter Bus	5	-	\$964,637	\$0	\$0	48,486	326,123	9,762	3.2
Bus	3	-	\$450,702	\$0	\$85,338	24,485	92,832	5,256	6.3
Total	8	-	\$1,415,339	\$0	\$85,338	72,971	418,955	15,018	

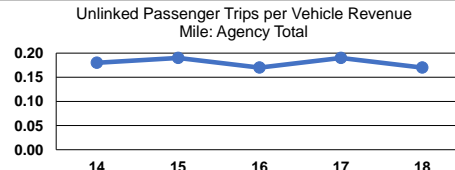
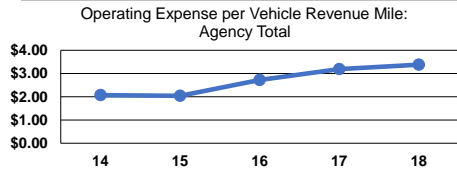
Performance Measures

Service Efficiency

Mode	Operating Expenses per Vehicle Revenue Mile	Operating Expenses per Vehicle Revenue Hour
Commuter Bus	\$2.96	\$98.82
Bus	\$4.86	\$85.75
Total	\$3.38	\$94.24

Service Effectiveness

Mode	Operating Expenses per Unlinked Passenger Trip	Unlinked Trips per Vehicle Revenue Mile	Unlinked Trips per Vehicle Revenue Hour
Commuter Bus	\$19.90	0.1	5.0
Bus	\$18.41	0.3	4.7
Total	\$19.40	0.2	4.9



Notes:
^aDemand Response - Taxi (DT) and non-dedicated fleets do not report fleet age data.