

Manley Village Council

2018 Annual Agency Profile

149 mile Elliott Highway
P.O. Box 105
Manley Hot Springs, AK 99756-0105

General Information

Federally Recognized Tribal Statistical Areas

Manley Hot Springs ANVSA, AK

Service Consumption

59 Annual Unlinked Trips (UPT)

Service Supplied

4,710 Annual Vehicle Revenue Miles (VRM)

140 Annual Vehicle Revenue Hours (VRH)

Database Information

NTDID: 00175

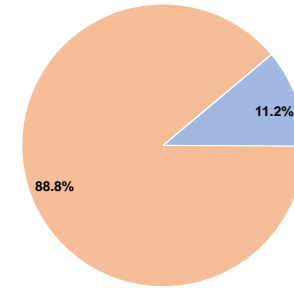
Reporter Type: Tribal Reporter

Financial Information

Sources of Operating Funds Expended

Fare Revenues	\$1,170	11.2%
Local Funds	\$9,264	88.8%
State Funds	\$0	0.0%
Federal Assistance	\$0	0.0%
Other Funds	\$0	0.0%
Total Operating Funds Expended	\$10,434	100.0%

Operating Funding Sources



Sources of Capital Funds Expended

Fare Revenues	\$0
Local Funds	\$0
State Funds	\$0
Federal Assistance	\$0
Other Funds	\$0
Total Capital Funds Expended	\$0

Modal Characteristics

Operation Characteristics

Vehicles Operated at Maximum Service

Mode	Directly Operated	Purchased Transportation	Operating Expenses	Fare Revenues	Uses of Capital Funds	Annual Unlinked Trips	Annual Vehicle Revenue Miles	Annual Vehicle Revenue Hours	Average Fleet Age in Years ^a
Bus	1	-	\$10,434	\$1,170	\$0	59	4,710	140	10.0
Total	1	-	\$10,434	\$1,170	\$0	59	4,710	140	

Performance Measures

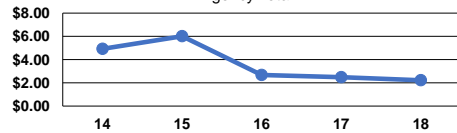
Service Efficiency

Mode	Operating Expenses per Vehicle Revenue Mile	Operating Expenses per Vehicle Revenue Hour
Bus	\$2.22	\$74.53
Total	\$2.22	\$74.53

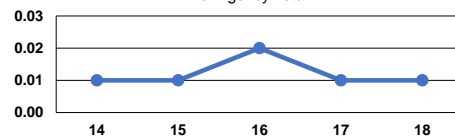
Service Effectiveness

Mode	Operating Expenses per Unlinked Passenger Trip	Unlinked Trips per Vehicle Revenue Mile	Unlinked Trips per Vehicle Revenue Hour
Bus	\$176.85	0.0	0.4
Total	\$176.85	0.0	0.4

Operating Expense per Vehicle Revenue Mile: Agency Total



Unlinked Passenger Trips per Vehicle Revenue Mile: Agency Total



Notes:

^aDemand Response - Taxi (DT) and non-dedicated fleets do not report fleet age data.