

# Grant County Transportation District

2018 Annual Agency Profile

## General Information

### Service Consumption

33,389 Annual Unlinked Trips (UPT)

### Service Supplied

224,936 Annual Vehicle Revenue Miles (VRM)  
11,612 Annual Vehicle Revenue Hours (VRH)

### Summary of Operating Expenses (OE)

\$394,348 Total Operating Expenses

### Database Information

NTDID: 0R02-00313

Reporter Type: Rural General Public Transit

## Financial Information

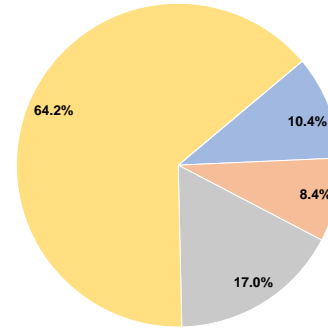
### Sources of Operating Funds Expended

Fare Revenues	\$41,044	10.4%
Local Funds	\$32,979	8.4%
State Funds	\$67,000	17.0%
Federal Assistance	\$253,325	64.2%
Other Funds	\$0	0.0%
<b>Total Operating Funds Expended</b>	<b>\$394,348</b>	<b>100.0%</b>

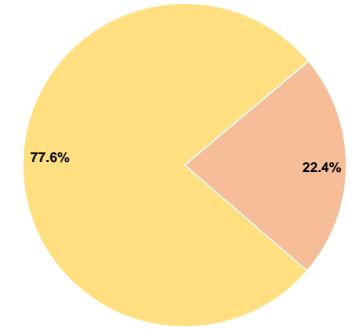
### Sources of Capital Funds Expended

Fare Revenues	\$0	0.0%
Local Funds	\$23,344	22.4%
State Funds	\$0	0.0%
Federal Assistance	\$80,645	77.6%
Other Funds	\$0	0.0%
<b>Total Capital Funds Expended</b>	<b>\$103,989</b>	<b>100.0%</b>

### Operating Funding Sources



### Capital Funding Sources



## Modal Characteristics

### Operation Characteristics

#### Vehicles Operated at Maximum Service

Mode	Directly Operated	Purchased Transportation	Operating Expenses	Fare Revenues	Uses of Capital Funds	Annual Unlinked Trips	Annual Vehicle Revenue Miles	Annual Vehicle Revenue Hours
Demand Response	6	-	\$309,028	\$23,370	\$25,616	31,788	140,836	8,269
Bus	2	-	\$85,320	\$17,674	\$78,373	1,601	84,100	3,343
<b>Total</b>	<b>8</b>	<b>-</b>	<b>\$394,348</b>	<b>\$41,044</b>	<b>\$103,989</b>	<b>33,389</b>	<b>224,936</b>	<b>11,612</b>

### Performance Measures

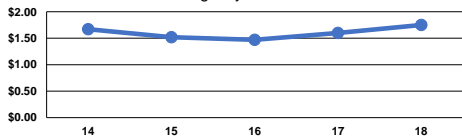
#### Service Efficiency

Mode	Operating Expenses per Vehicle Revenue Mile	Operating Expenses per Vehicle Revenue Hour
Demand Response	\$2.19	\$37.37
Bus	\$1.01	\$25.52
<b>Total</b>	<b>\$1.75</b>	<b>\$33.96</b>

#### Service Effectiveness

Mode	Operating Expenses per Unlinked Passenger Trip	Unlinked Trips per Vehicle Revenue Mile	Unlinked Trips per Vehicle Revenue Hour
Demand Response	\$9.72	0.2	3.8
Bus	\$53.29	0.0	0.5
<b>Total</b>	<b>\$11.81</b>	<b>0.1</b>	<b>2.9</b>

Operating Expense per Vehicle Revenue Mile: Agency Total



Unlinked Passenger Trips per Vehicle Revenue Mile: Agency Total

