

Columbia County

2018 Annual Agency Profile

General Information

Service Consumption

102,364 Annual Unlinked Trips (UPT)

Service Supplied

738,420 Annual Vehicle Revenue Miles (VRM)
30,074 Annual Vehicle Revenue Hours (VRH)

Summary of Operating Expenses (OE)

\$1,825,556 Total Operating Expenses

Database Information

NTDID: 0R02-00375

Reporter Type: Rural General Public Transit

Financial Information

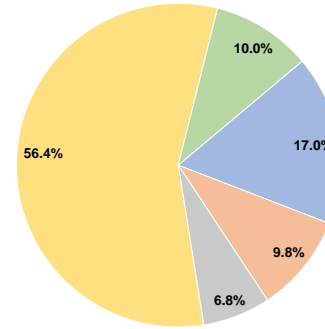
Sources of Operating Funds Expended

Fare Revenues	\$309,914	17.0%
Local Funds	\$179,589	9.8%
State Funds	\$123,788	6.8%
Federal Assistance	\$1,030,134	56.4%
Other Funds	\$182,131	10.0%
Total Operating Funds Expended	\$1,825,556	100.0%

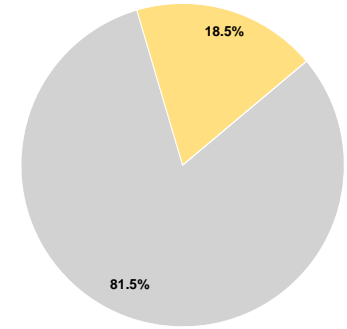
Sources of Capital Funds Expended

Fare Revenues	\$0	0.0%
Local Funds	\$0	0.0%
State Funds	\$218,113	81.5%
Federal Assistance	\$49,383	18.5%
Other Funds	\$0	0.0%
Total Capital Funds Expended	\$267,496	100.0%

Operating Funding Sources



Capital Funding Sources



Modal Characteristics

Operation Characteristics

Vehicles Operated at Maximum Service

Mode	Directly Operated	Purchased Transportation	Operating Expenses	Fare Revenues	Uses of Capital Funds	Annual Unlinked Trips	Annual Vehicle Revenue Miles	Annual Vehicle Revenue Hours
Commuter Bus	-	18	\$1,588,234	\$216,939	\$133,748	73,702	568,583	20,450
Demand Response	-	9	\$164,300	\$65,082	\$0	17,402	103,379	7,218
Bus	-	3	\$73,022	\$27,893	\$133,748	11,260	66,458	2,406
Total	-	30	\$1,825,556	\$309,914	\$267,496	102,364	738,420	30,074

Performance Measures

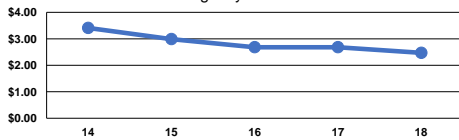
Service Efficiency

Mode	Operating Expenses per Vehicle Revenue Mile	Operating Expenses per Vehicle Revenue Hour
Commuter Bus	\$2.79	\$77.66
Demand Response	\$1.59	\$22.76
Bus	\$1.10	\$30.35
Total	\$2.47	\$60.70

Service Effectiveness

Mode	Operating Expenses per Unlinked Passenger Trip	Unlinked Trips per Vehicle Revenue Mile	Unlinked Trips per Vehicle Revenue Hour
Commuter Bus	\$21.55	0.1	3.6
Demand Response	\$9.44	0.2	2.4
Bus	\$6.49	0.2	4.7
Total	\$17.83	0.1	3.4

Operating Expense per Vehicle Revenue Mile: Agency Total



Unlinked Passenger Trips per Vehicle Revenue Mile: Agency Total

