

Klickitat County Senior Services

2018 Annual Agency Profile

General Information

Service Consumption

17,023 Annual Unlinked Trips (UPT)

Service Supplied

419,631 Annual Vehicle Revenue Miles (VRM)
 18,380 Annual Vehicle Revenue Hours (VRH)

Summary of Operating Expenses (OE)

\$924,629 Total Operating Expenses

Database Information

NTDID: 0R03-00299

Reporter Type: Rural General Public Transit

Financial Information

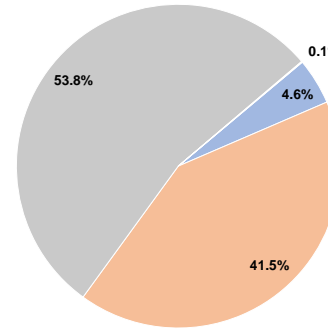
Sources of Operating Funds Expended

Fare Revenues	\$42,851	4.6%
Local Funds	\$383,587	41.5%
State Funds	\$497,401	53.8%
Federal Assistance	\$790	0.1%
Other Funds	\$0	0.0%
Total Operating Funds Expended	\$924,629	100.0%

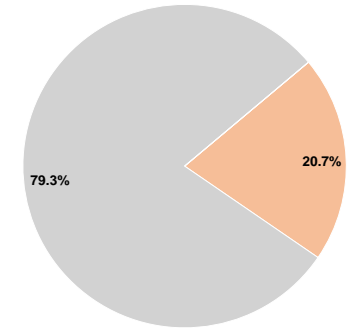
Sources of Capital Funds Expended

Fare Revenues	\$0	0.0%
Local Funds	\$61,673	20.7%
State Funds	\$236,660	79.3%
Federal Assistance	\$0	0.0%
Other Funds	\$0	0.0%
Total Capital Funds Expended	\$298,333	100.0%

Operating Funding Sources



Capital Funding Sources



Modal Characteristics

Operation Characteristics

Vehicles Operated at Maximum Service

Mode	Directly Operated	Purchased Transportation	Operating Expenses	Fare Revenues	Uses of Capital Funds	Annual Unlinked Trips	Annual Vehicle Revenue Miles	Annual Vehicle Revenue Hours
Demand Response	12	-	\$829,180	\$23,837	\$228,486	15,598	381,757	16,535
Bus	2	-	\$95,449	\$19,014	\$69,847	1,425	37,874	1,845
Total	14	-	\$924,629	\$42,851	\$298,333	17,023	419,631	18,380

Performance Measures

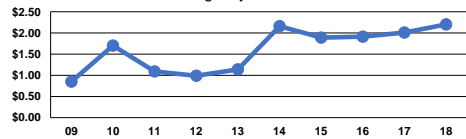
Service Efficiency

Mode	Operating Expenses per Vehicle Revenue Mile	Operating Expenses per Vehicle Revenue Hour
Demand Response	\$2.17	\$50.15
Bus	\$2.52	\$51.73
Total	\$2.20	\$50.31

Service Effectiveness

Mode	Operating Expenses per Unlinked Passenger Trip	Unlinked Trips per Vehicle Revenue Mile	Unlinked Trips per Vehicle Revenue Hour
Demand Response	\$53.16	0.0	0.9
Bus	\$66.98	0.0	0.8
Total	\$54.32	0.0	0.9

Operating Expense per Vehicle Revenue Mile: Agency Total



Unlinked Passenger Trips per Vehicle Revenue Mile: Agency Total

