

General Information

Service Consumption

271,044 Annual Unlinked Trips (UPT)

Service Supplied

698,312 Annual Vehicle Revenue Miles (VRM)
 28,987 Annual Vehicle Revenue Hours (VRH)

Summary of Operating Expenses (OE)

\$4,594,209 Total Operating Expenses

Database Information

NTDID: 0R03-00316

Reporter Type: Rural General Public Transit

Financial Information

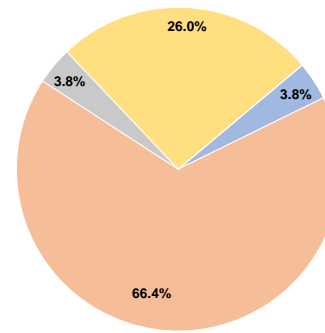
Sources of Operating Funds Expended

Fare Revenues	\$176,462	3.8%
Local Funds	\$3,052,449	66.4%
State Funds	\$172,578	3.8%
Federal Assistance	\$1,192,720	26.0%
Other Funds	\$0	0.0%
Total Operating Funds Expended	\$4,594,209	100.0%

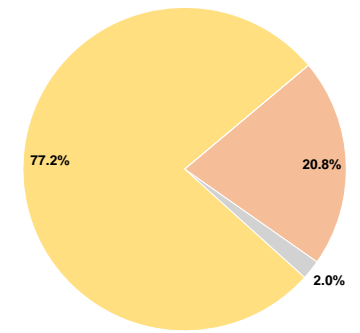
Sources of Capital Funds Expended

Fare Revenues	\$0	0.0%
Local Funds	\$407,038	20.8%
State Funds	\$38,350	2.0%
Federal Assistance	\$1,507,439	77.2%
Other Funds	\$0	0.0%
Total Capital Funds Expended	\$1,952,827	100.0%

Operating Funding Sources



Capital Funding Sources



Modal Characteristics

Operation Characteristics

Vehicles Operated at Maximum Service

Mode	Directly Operated	Purchased Transportation	Operating Expenses	Fare Revenues	Uses of Capital Funds	Annual Unlinked Trips	Annual Vehicle Revenue Miles	Annual Vehicle Revenue Hours
Demand Response	3	-	\$800,805	\$10,136	\$0	12,148	53,664	5,722
Bus	7	-	\$3,764,947	\$143,921	\$1,904,390	252,918	604,632	22,276
Vanpool	2	-	\$28,457	\$22,405	\$48,437	5,978	40,016	989
Total	12	-	\$4,594,209	\$176,462	\$1,952,827	271,044	698,312	28,987

Performance Measures

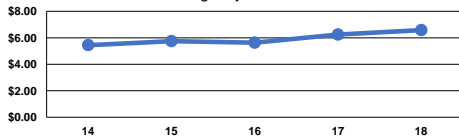
Service Efficiency

Mode	Operating Expenses per Vehicle Revenue Mile	Operating Expenses per Vehicle Revenue Hour
Demand Response	\$14.92	\$139.95
Bus	\$6.23	\$169.01
Vanpool	\$0.71	\$28.77
Total	\$6.58	\$158.49

Service Effectiveness

Mode	Operating Expenses per Unlinked Passenger Trip	Unlinked Trips per Vehicle Revenue Mile	Unlinked Trips per Vehicle Revenue Hour
Demand Response	\$65.92	0.2	2.1
Bus	\$14.89	0.4	11.4
Vanpool	\$4.76	0.1	6.0
Total	\$16.95	0.4	9.4

Operating Expense per Vehicle Revenue Mile: Agency Total



Unlinked Passenger Trips per Vehicle Revenue Mile: Agency Total

