

Smith6 LLC (Provide-A-Ride)

2018 Annual Agency Profile

326 North Miller Street
Wenatchee, WA 98801-1906

General Information

Service Consumption

3,957 Annual Unlinked Trips (UPT)

Service Supplied

68,580 Annual Vehicle Revenue Miles (VRM)
4,420 Annual Vehicle Revenue Hours (VRH)

Summary of Operating Expenses (OE)

\$227,065 Total Operating Expenses

Database Information

NTDID: 0R03-00406

Reporter Type: Rural General Public Transit

Financial Information

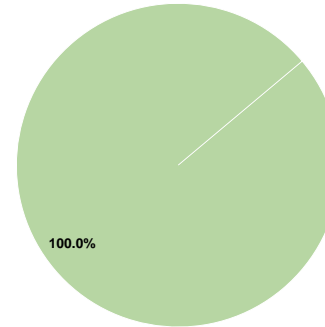
Sources of Operating Funds Expended

Fare Revenues	\$0	0.0%
Local Funds	\$0	0.0%
State Funds	\$0	0.0%
Federal Assistance	\$0	0.0%
Other Funds	\$227,065	100.0%
Total Operating Funds Expended	\$227,065	100.0%

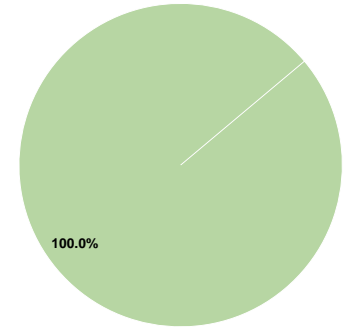
Sources of Capital Funds Expended

Fare Revenues	\$0	0.0%
Local Funds	\$0	0.0%
State Funds	\$0	0.0%
Federal Assistance	\$0	0.0%
Other Funds	\$4,800	100.0%
Total Capital Funds Expended	\$4,800	100.0%

Operating Funding Sources



Capital Funding Sources



Modal Characteristics

Operation Characteristics

Vehicles Operated at Maximum Service

Mode	Directly Operated	Purchased Transportation	Operating Expenses	Fare Revenues	Uses of Capital Funds	Annual Unlinked Trips	Annual Vehicle Revenue Miles	Annual Vehicle Revenue Hours
Demand Response	4	-	\$227,065	\$0	\$4,800	3,957	68,580	4,420
Total	4	-	\$227,065	\$0	\$4,800	3,957	68,580	4,420

Performance Measures

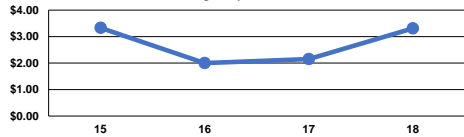
Service Efficiency

Mode	Operating Expenses per Vehicle Revenue Mile	Operating Expenses per Vehicle Revenue Hour
Demand Response	\$3.31	\$51.37
Total	\$3.31	\$51.37

Service Effectiveness

Mode	Operating Expenses per Unlinked Passenger Trip	Unlinked Trips per Vehicle Revenue Mile	Unlinked Trips per Vehicle Revenue Hour
Demand Response	\$57.38	0.1	0.9
Total	\$57.38	0.1	0.9

Operating Expense per Vehicle Revenue Mile: Agency Total



Unlinked Passenger Trips per Vehicle Revenue Mile: Agency Total

