

State of Connecticut - CTTransit - Nason - Torrington-Winsted

2018 Annual Agency Profile

General Information

Urbanized Area (UZA) Statistics - 2010 Census

Hartford, CT
 516 Square Miles
 924,859 Population
 47 Pop. Rank out of 498 UZAs

Other UZAs Served

0 Connecticut Non-UZA

Service Area Statistics

74 Square Miles
 47,692 Population

Service Consumption

15,051 Annual Unlinked Trips (UPT)

Service Supplied

56,924 Annual Vehicle Revenue Miles (VRM)
 1,655 Annual Vehicle Revenue Hours (VRH)

Database Information

NTDID: 10132

Reporter Type: Reduced Reporter

Financial Information

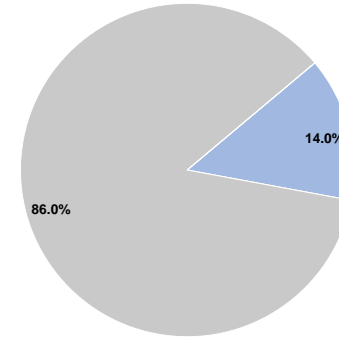
Sources of Operating Funds Expended

Fare Revenues	\$63,705	14.0%
Local Funds	\$0	0.0%
State Funds	\$390,431	86.0%
Federal Assistance	\$0	0.0%
Other Funds	\$0	0.0%
Total Operating Funds Expended	\$454,136	100.0%

Sources of Capital Funds Expended

Fare Revenues	\$0
Local Funds	\$0
State Funds	\$0
Federal Assistance	\$0
Other Funds	\$0
Total Capital Funds Expended	\$0

Operating Funding Sources



Modal Characteristics

Operation Characteristics

Vehicles Operated at Maximum Service

Mode	Directly Operated	Purchased Transportation	Operating Expenses	Fare Revenues	Uses of Capital Funds	Annual Unlinked Trips	Annual Vehicle Revenue Miles	Annual Vehicle Revenue Hours	Average Fleet Age in Years ^a
Commuter Bus	-	4	\$440,875	\$63,705	\$0	15,051	56,924	1,655	0.0
Total	-	4	\$440,875	\$63,705	\$0	15,051	56,924	1,655	

Performance Measures

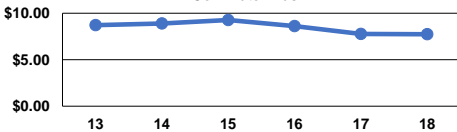
Service Efficiency

Mode	Operating Expenses per Vehicle Revenue Mile	Operating Expenses per Vehicle Revenue Hour
Commuter Bus	\$7.74	\$266.39
Total	\$7.74	\$266.39

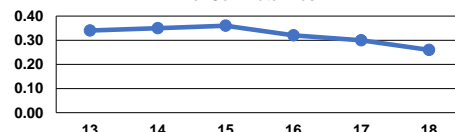
Service Effectiveness

Mode	Operating Expenses per Unlinked Passenger Trip	Unlinked Trips per Vehicle Revenue Mile	Unlinked Trips per Vehicle Revenue Hour
Commuter Bus	\$29.29	0.3	9.1
Total	\$29.29	0.3	9.1

Operating Expense per Vehicle Revenue Mile: Commuter Bus



Unlinked Passenger Trips per Vehicle Revenue Mile: Commuter Bus



Notes:

^aDemand Response - Taxi (DT) and non-dedicated fleets do not report fleet age data.