

# The Mashpee Wampanoag Tribe

2018 Annual Agency Profile

## General Information

### Federally Recognized Tribal Statistical Areas

Barnstable Town, MA

152 Pop. Rank out of 498 UZAs

### Other UZAs Served

0 Massachusetts Non-UZA, 10 Boston, MA-NH-RI

### Service Area Statistics

98 Square Miles  
445,980 Population

### Service Consumption

4,727 Annual Unlinked Trips (UPT)

## Financial Information

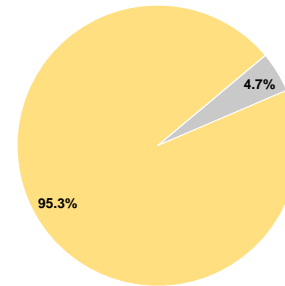
### Sources of Operating Funds Expended

Fare Revenues	\$0	0.0%
Local Funds	\$0	0.0%
State Funds	\$12,544	4.7%
Federal Assistance	\$256,353	95.3%
Other Funds	\$0	0.0%
<b>Total Operating Funds Expended</b>	<b>\$268,897</b>	<b>100.0%</b>

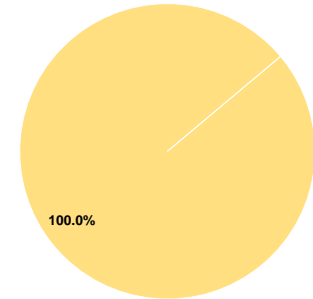
### Sources of Capital Funds Expended

Fare Revenues	\$0	0.0%
Local Funds	\$0	0.0%
State Funds	\$0	0.0%
Federal Assistance	\$44,960	100.0%
Other Funds	\$0	0.0%
<b>Total Capital Funds Expended</b>	<b>\$44,960</b>	<b>100.0%</b>

### Operating Funding Sources



### Capital Funding Sources



## Modal Characteristics

### Operation Characteristics

#### Vehicles Operated at Maximum Service

Mode	Directly Operated	Purchased Transportation	Operating Expenses	Fare Revenues	Uses of Capital Funds	Annual Unlinked Trips	Annual Vehicle Revenue Miles	Annual Vehicle Revenue Hours	Average Fleet Age in Years <sup>a</sup>
Demand Response	4	-	\$268,897	\$0	\$44,960	4,727	97,021	3,615	3.8
<b>Total</b>	<b>4</b>	<b>-</b>	<b>\$268,897</b>	<b>\$0</b>	<b>\$44,960</b>	<b>4,727</b>	<b>97,021</b>	<b>3,615</b>	

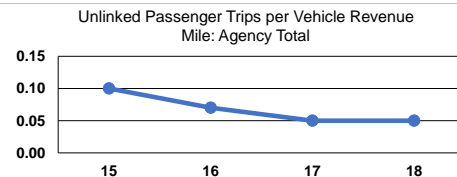
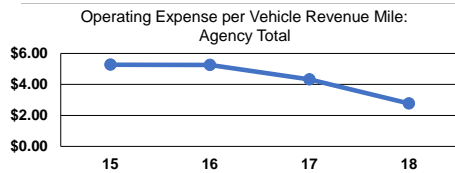
### Performance Measures

#### Service Efficiency

Mode	Operating Expenses per Vehicle Revenue Mile	Operating Expenses per Vehicle Revenue Hour
Demand Response	\$2.77	\$74.38
<b>Total</b>	<b>\$2.77</b>	<b>\$74.38</b>

#### Service Effectiveness

Mode	Operating Expenses per Unlinked Passenger Trip	Unlinked Trips per Vehicle Revenue Mile	Unlinked Trips per Vehicle Revenue Hour
Demand Response	\$56.89	0.0	1.3
<b>Total</b>	<b>\$56.89</b>	<b>0.0</b>	<b>1.3</b>



**Notes:**

<sup>a</sup>Demand Response - Taxi (DT) and non-dedicated fleets do not report fleet age data.