

# Village of Kiryas Joel

## 2018 Annual Agency Profile

### General Information

#### Urbanized Area (UZA) Statistics - 2010 Census

Poughkeepsie-Newburgh, NY-NJ  
327 **Square Miles**  
423,566 **Population**  
89 **Pop. Rank out of 498 UZAs**

#### Service Area Statistics

1 **Square Miles**  
22,246 **Population**

#### Service Consumption

146,060 **Annual Unlinked Trips (UPT)**

#### Service Supplied

84,923 **Annual Vehicle Revenue Miles (VRM)**  
7,136 **Annual Vehicle Revenue Hours (VRH)**

#### Database Information

NTDID: 20187

Reporter Type: Reduced Reporter

### Financial Information

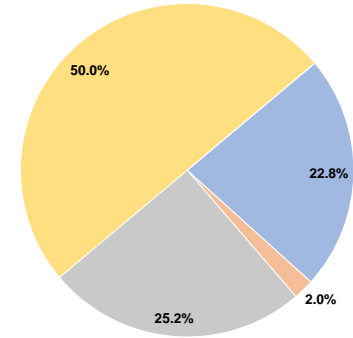
#### Sources of Operating Funds Expended

Fare Revenues	\$164,055	22.8%
Local Funds	\$14,386	2.0%
State Funds	\$181,356	25.2%
Federal Assistance	\$359,798	50.0%
Other Funds	\$0	0.0%
<b>Total Operating Funds Expended</b>	<b>\$719,595</b>	<b>100.0%</b>

#### Sources of Capital Funds Expended

Fare Revenues	\$0
Local Funds	\$0
State Funds	\$0
Federal Assistance	\$0
Other Funds	\$0
<b>Total Capital Funds Expended</b>	<b>\$0</b>

#### Operating Funding Sources



### Modal Characteristics

#### Operation Characteristics

##### Vehicles Operated at Maximum Service

Mode	Directly Operated	Purchased Transportation	Operating Expenses	Fare Revenues	Uses of Capital Funds	Annual Unlinked Trips	Annual Vehicle Revenue Miles	Annual Vehicle Revenue Hours	Average Fleet Age in Years <sup>a</sup>
Bus	4	-	\$719,595	\$164,055	\$0	146,060	84,923	7,136	5.0
<b>Total</b>	<b>4</b>	<b>-</b>	<b>\$719,595</b>	<b>\$164,055</b>	<b>\$0</b>	<b>146,060</b>	<b>84,923</b>	<b>7,136</b>	

#### Performance Measures

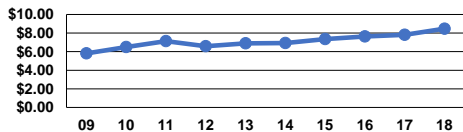
##### Service Efficiency

Mode	Operating Expenses per Vehicle Revenue Mile	Operating Expenses per Vehicle Revenue Hour
Bus	\$8.47	\$100.84
<b>Total</b>	<b>\$8.47</b>	<b>\$100.84</b>

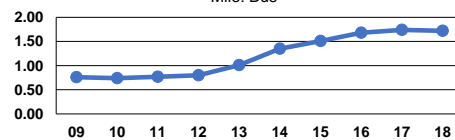
##### Service Effectiveness

Mode	Operating Expenses per Unlinked Passenger Trip	Unlinked Trips per Vehicle Revenue Mile	Unlinked Trips per Vehicle Revenue Hour
Bus	\$4.93	1.7	20.5
<b>Total</b>	<b>\$4.93</b>	<b>1.7</b>	<b>20.5</b>

Operating Expense per Vehicle Revenue Mile: Bus



Unlinked Passenger Trips per Vehicle Revenue Mile: Bus



#### Notes:

<sup>a</sup>Demand Response - Taxi (DT) and non-dedicated fleets do not report fleet age data.