

County of Cumberland

2018 Annual Agency Profile

General Information

Urbanized Area (UZA) Statistics - 2010 Census

Philadelphia, PA-NJ-DE-MD
 1,981 **Square Miles**
 5,441,567 **Population**
 5 **Pop. Rank out of 498 UZAs**

Other UZAs Served

310 Vineland, NJ, 0 New Jersey Non-UZA

Service Area Statistics

678 **Square Miles**
 156,898 **Population**

Service Consumption

66,631 **Annual Unlinked Trips (UPT)**

Service Supplied

142,629 **Annual Vehicle Revenue Miles (VRM)**
 9,753 **Annual Vehicle Revenue Hours (VRH)**

Database Information

NTDID: 20201
 Reporter Type: Reduced Reporter

Financial Information

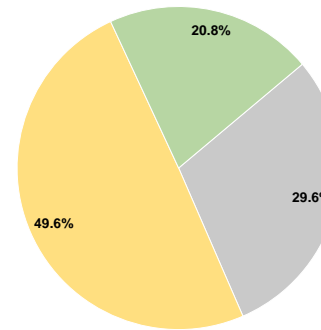
Sources of Operating Funds Expended

Fare Revenues	\$0	0.0%
Local Funds	\$0	0.0%
State Funds	\$135,389	29.6%
Federal Assistance	\$226,973	49.6%
Other Funds	\$95,209	20.8%
Total Operating Funds Expended	\$457,571	100.0%

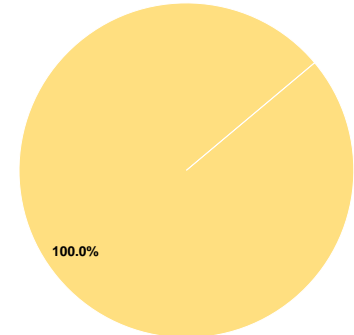
Sources of Capital Funds Expended

Fare Revenues	\$0	0.0%
Local Funds	\$0	0.0%
State Funds	\$0	0.0%
Federal Assistance	\$133,318	100.0%
Other Funds	\$0	0.0%
Total Capital Funds Expended	\$133,318	100.0%

Operating Funding Sources



Capital Funding Sources



Modal Characteristics

Operation Characteristics

Vehicles Operated at Maximum Service

Mode	Directly Operated	Purchased Transportation	Operating Expenses	Fare Revenues	Uses of Capital Funds	Annual Unlinked Trips	Annual Vehicle Revenue Miles	Annual Vehicle Revenue Hours	Average Fleet Age in Years ^a
Bus	5	-	\$457,571	\$0	\$133,318	66,631	142,629	9,753	4.9
Total	5	-	\$457,571	\$0	\$133,318	66,631	142,629	9,753	

Performance Measures

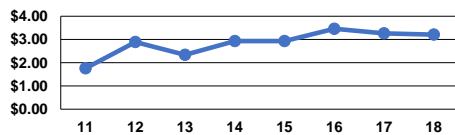
Service Efficiency

Mode	Operating Expenses per Vehicle Revenue Mile	Operating Expenses per Vehicle Revenue Hour
Bus	\$3.21	\$46.92
Total	\$3.21	\$46.92

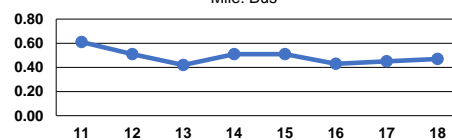
Service Effectiveness

Mode	Operating Expenses per Unlinked Passenger Trip	Unlinked Trips per Vehicle Revenue Mile	Unlinked Trips per Vehicle Revenue Hour
Bus	\$6.87	0.5	6.8
Total	\$6.87	0.5	6.8

Operating Expense per Vehicle Revenue Mile: Bus



Unlinked Passenger Trips per Vehicle Revenue Mile: Bus



Notes:

^aDemand Response - Taxi (DT) and non-dedicated fleets do not report fleet age data.