

Town of Warwick dba Warwick Dial A Bus

2018 Annual Agency Profile

General Information

Urbanized Area (UZA) Statistics - 2010 Census

Poughkeepsie-Newburgh, NY-NJ
327 **Square Miles**
423,566 **Population**
89 **Pop. Rank out of 498 UZAs**

Other UZAs Served

0 New York Non-UZA, 453 Middletown, NY

Service Area Statistics

142 **Square Miles**
50,269 **Population**

Service Consumption

26,695 **Annual Unlinked Trips (UPT)**

Service Supplied

110,175 **Annual Vehicle Revenue Miles (VRM)**
8,659 **Annual Vehicle Revenue Hours (VRH)**

Database Information

NTDID: 20214

Reporter Type: Reduced Reporter

Financial Information

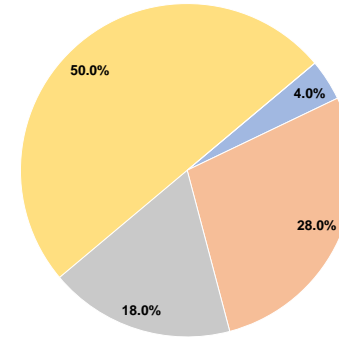
Sources of Operating Funds Expended

Fare Revenues	\$33,646	4.0%
Local Funds	\$235,584	28.0%
State Funds	\$151,503	18.0%
Federal Assistance	\$420,733	50.0%
Other Funds	\$0	0.0%
Total Operating Funds Expended	\$841,466	100.0%

Sources of Capital Funds Expended

Fare Revenues	\$0
Local Funds	\$0
State Funds	\$0
Federal Assistance	\$0
Other Funds	\$0
Total Capital Funds Expended	\$0

Operating Funding Sources



Modal Characteristics

Operation Characteristics

Vehicles Operated at Maximum Service

Mode	Directly Operated	Purchased Transportation	Operating Expenses	Fare Revenues	Uses of Capital Funds	Annual Unlinked Trips	Annual Vehicle Revenue Miles	Annual Vehicle Revenue Hours	Average Fleet Age in Years ^a
Demand Response	4	-	\$605,585	\$22,674	\$0	16,872	81,569	6,249	3.9
Bus	1	-	\$235,881	\$10,972	\$0	9,823	28,606	2,410	0.0
Total	5	-	\$841,466	\$33,646	\$0	26,695	110,175	8,659	

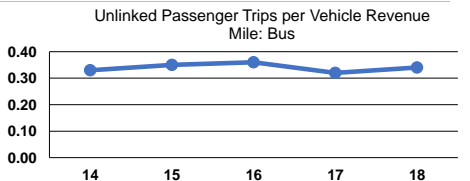
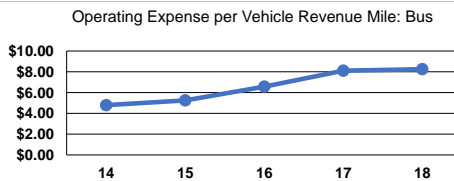
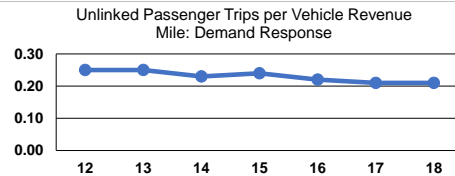
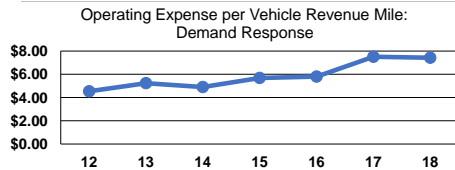
Performance Measures

Service Efficiency

Mode	Operating Expenses per Vehicle Revenue Mile	Operating Expenses per Vehicle Revenue Hour
Demand Response	\$7.42	\$96.91
Bus	\$8.25	\$97.88
Total	\$7.64	\$97.18

Service Effectiveness

Mode	Operating Expenses per Unlinked Passenger Trip	Unlinked Trips per Vehicle Revenue Mile	Unlinked Trips per Vehicle Revenue Hour
Demand Response	\$35.89	0.2	2.7
Bus	\$24.01	0.3	4.1
Total	\$31.52	0.2	3.1



Notes:

^aDemand Response - Taxi (DT) and non-dedicated fleets do not report fleet age data.