

Weirton Transit Corporation

2018 Annual Agency Profile

General Information

Urbanized Area (UZA) Statistics - 2010 Census

Weirton-Steubenville, WV-OH-PA
51 **Square Miles**
70,889 **Population**
389 **Pop. Rank out of 498 UZAs**

Service Area Statistics

19 **Square Miles**
19,746 **Population**

Service Consumption

48,305 **Annual Unlinked Trips (UPT)**

Service Supplied

162,028 **Annual Vehicle Revenue Miles (VRM)**
13,685 **Annual Vehicle Revenue Hours (VRH)**

Database Information

NTDID: 30066

Reporter Type: Reduced Reporter

Financial Information

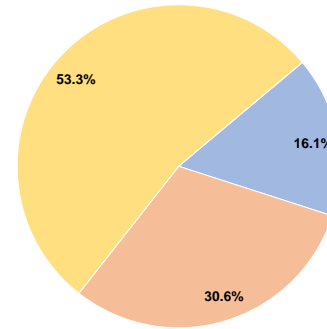
Sources of Operating Funds Expended

Fare Revenues	\$72,117	16.1%
Local Funds	\$137,379	30.6%
State Funds	\$0	0.0%
Federal Assistance	\$239,027	53.3%
Other Funds	\$0	0.0%
Total Operating Funds Expended	\$448,523	100.0%

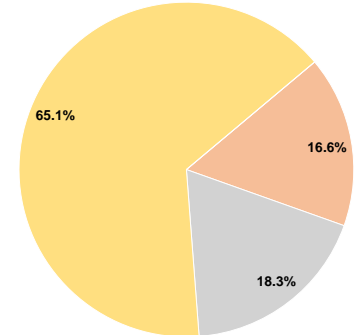
Sources of Capital Funds Expended

Fare Revenues	\$0	0.0%
Local Funds	\$37,687	16.6%
State Funds	\$41,783	18.3%
Federal Assistance	\$148,231	65.1%
Other Funds	\$0	0.0%
Total Capital Funds Expended	\$227,701	100.0%

Operating Funding Sources



Capital Funding Sources



Modal Characteristics

Operation Characteristics

Vehicles Operated at Maximum Service

Mode	Directly Operated	Purchased Transportation	Operating Expenses	Fare Revenues	Uses of Capital Funds	Annual Unlinked Trips	Annual Vehicle Revenue Miles	Annual Vehicle Revenue Hours	Average Fleet Age in Years ^a
Bus	8	-	\$448,523	\$72,117	\$227,701	48,305	162,028	13,685	3.9
Total	8	-	\$448,523	\$72,117	\$227,701	48,305	162,028	13,685	

Performance Measures

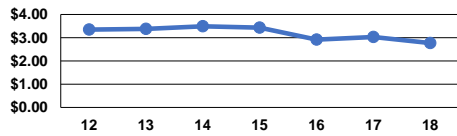
Service Efficiency

Mode	Operating Expenses per Vehicle Revenue Mile	Operating Expenses per Vehicle Revenue Hour
Bus	\$2.77	\$32.77
Total	\$2.77	\$32.77

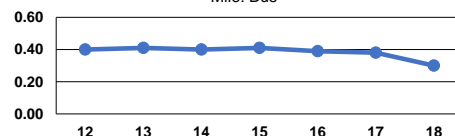
Service Effectiveness

Mode	Operating Expenses per Unlinked Passenger Trip	Unlinked Trips per Vehicle Revenue Mile	Unlinked Trips per Vehicle Revenue Hour
Bus	\$9.29	0.3	3.5
Total	\$9.29	0.3	3.5

Operating Expense per Vehicle Revenue Mile: Bus



Unlinked Passenger Trips per Vehicle Revenue Mile: Bus



Notes:

^aDemand Response - Taxi (DT) and non-dedicated fleets do not report fleet age data.