

National Capital Region Transportation Planning Board

2018 Annual Agency Profile

General Information

Urbanized Area (UZA) Statistics - 2010 Census

Washington, DC-VA-MD
 1,322 **Square Miles**
 4,586,770 **Population**
 8 **Pop. Rank out of 498 UZAs**

Other UZAs Served
 19 Baltimore, MD, 230 Frederick, MD, 0 Maryland Non-UZA

Service Area Statistics

4,720 **Square Miles**
 7,367,794 **Population**

Service Consumption

23,151 **Annual Unlinked Trips (UPT)**

Service Supplied

119,479 **Annual Vehicle Revenue Miles (VRM)**
 2,966 **Annual Vehicle Revenue Hours (VRH)**

Database Information

NTDID: 30106
Reporter Type: Reduced Reporter

Financial Information

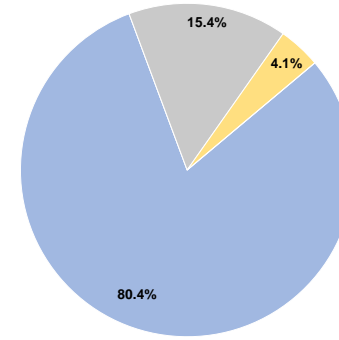
Sources of Operating Funds Expended

Fare Revenues	\$115,940	80.4%
Local Funds	\$0	0.0%
State Funds	\$22,238	15.4%
Federal Assistance	\$5,943	4.1%
Other Funds	\$0	0.0%
Total Operating Funds Expended	\$144,121	100.0%

Sources of Capital Funds Expended

Fare Revenues	\$0
Local Funds	\$0
State Funds	\$0
Federal Assistance	\$0
Other Funds	\$0
Total Capital Funds Expended	\$0

Operating Funding Sources



Modal Characteristics

Operation Characteristics

Vehicles Operated at Maximum Service

Mode	Directly Operated	Purchased Transportation	Operating Expenses	Fare Revenues	Uses of Capital Funds	Annual Unlinked Trips	Annual Vehicle Revenue Miles	Annual Vehicle Revenue Hours	Average Fleet Age in Years ^a
Vanpool	-	8	\$69,475	\$115,940	\$0	23,151	119,479	2,966	2.0
Total	-	8	\$69,475	\$115,940	\$0	23,151	119,479	2,966	

Performance Measures

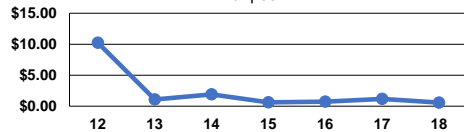
Service Efficiency

Mode	Operating Expenses per Vehicle Revenue Mile	Operating Expenses per Vehicle Revenue Hour
Vanpool	\$0.58	\$23.42
Total	\$0.58	\$23.42

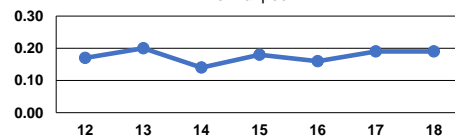
Service Effectiveness

Mode	Operating Expenses per Unlinked Passenger Trip	Unlinked Trips per Vehicle Revenue Mile	Unlinked Trips per Vehicle Revenue Hour
Vanpool	\$3.00	0.2	7.8
Total	\$3.00	0.2	7.8

Operating Expense per Vehicle Revenue Mile: Vanpool



Unlinked Passenger Trips per Vehicle Revenue Mile: Vanpool



Notes:

^aDemand Response - Taxi (DT) and non-dedicated fleets do not report fleet age data.