

General Information

Urbanized Area (UZA) Statistics - 2010 Census

Blacksburg, VA
51 **Square Miles**
88,542 **Population**
328 **Pop. Rank out of 498 UZAs**

Other UZAs Served

0 Virginia Non-UZA

Service Area Statistics

10 **Square Miles**
18,368 **Population**

Service Consumption

328,929 **Annual Unlinked Trips (UPT)**

Service Supplied

342,734 **Annual Vehicle Revenue Miles (VRM)**
31,419 **Annual Vehicle Revenue Hours (VRH)**

Database Information

NTDID: 30200

Reporter Type: Reduced Reporter

Financial Information

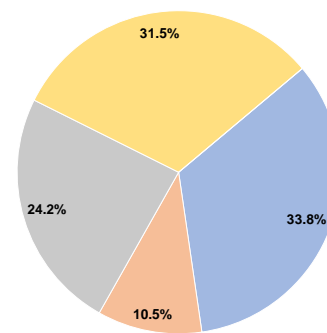
Sources of Operating Funds Expended

Fare Revenues	\$483,556	33.8%
Local Funds	\$149,876	10.5%
State Funds	\$345,990	24.2%
Federal Assistance	\$450,782	31.5%
Other Funds	\$0	0.0%
Total Operating Funds Expended	\$1,430,204	100.0%

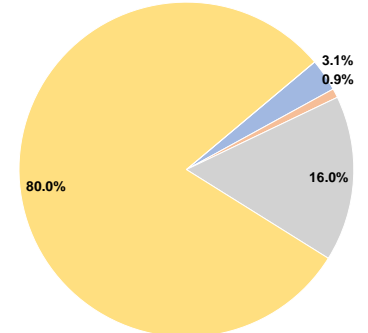
Sources of Capital Funds Expended

Fare Revenues	\$32,601	3.1%
Local Funds	\$9,203	0.9%
State Funds	\$166,909	16.0%
Federal Assistance	\$834,544	80.0%
Other Funds	\$0	0.0%
Total Capital Funds Expended	\$1,043,257	100.0%

Operating Funding Sources



Capital Funding Sources



Modal Characteristics

Operation Characteristics

Vehicles Operated at Maximum Service

Mode	Directly Operated	Purchased Transportation	Operating Expenses	Fare Revenues	Uses of Capital Funds	Annual Unlinked Trips	Annual Vehicle Revenue Miles	Annual Vehicle Revenue Hours	Average Fleet Age in Years ^a
Bus	-	20	\$1,396,188	\$516,157	\$1,043,257	328,929	342,734	31,419	4.7
Total	-	20	\$1,396,188	\$516,157	\$1,043,257	328,929	342,734	31,419	

Performance Measures

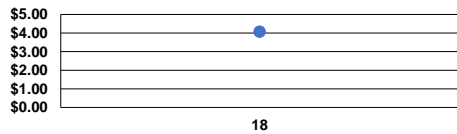
Service Efficiency

Mode	Operating Expenses per Vehicle Revenue Mile	Operating Expenses per Vehicle Revenue Hour
Bus	\$4.07	\$44.44
Total	\$4.07	\$44.44

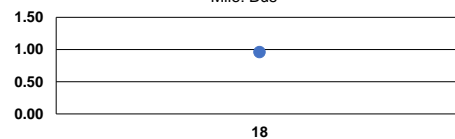
Service Effectiveness

Mode	Operating Expenses per Unlinked Passenger Trip	Unlinked Trips per Vehicle Revenue Mile	Unlinked Trips per Vehicle Revenue Hour
Bus	\$4.24	1.0	10.5
Total	\$4.24	1.0	10.5

Operating Expense per Vehicle Revenue Mile: Bus



Unlinked Passenger Trips per Vehicle Revenue Mile: Bus



Notes:

^aDemand Response - Taxi (DT) and non-dedicated fleets do not report fleet age data.