

Garrett County Community Action Committee, Inc

2018 Annual Agency Profile

General Information

Service Consumption

103,076 Annual Unlinked Trips (UPT)

Service Supplied

651,875 Annual Vehicle Revenue Miles (VRM)
22,771 Annual Vehicle Revenue Hours (VRH)

Summary of Operating Expenses (OE)

\$1,648,496 Total Operating Expenses

Database Information

NTDID: 3R03-30117

Reporter Type: Rural General Public Transit

Financial Information

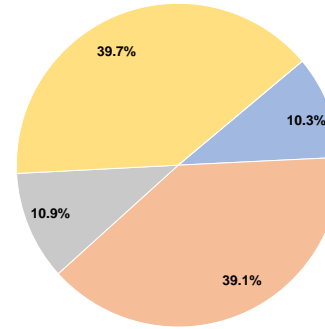
Sources of Operating Funds Expended

Fare Revenues	\$170,474	10.3%
Local Funds	\$644,083	39.1%
State Funds	\$179,397	10.9%
Federal Assistance	\$654,542	39.7%
Other Funds	\$0	0.0%
Total Operating Funds Expended	\$1,648,496	100.0%

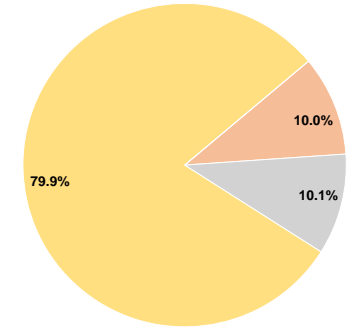
Sources of Capital Funds Expended

Fare Revenues	\$0	0.0%
Local Funds	\$81,495	10.0%
State Funds	\$82,222	10.1%
Federal Assistance	\$649,597	79.9%
Other Funds	\$0	0.0%
Total Capital Funds Expended	\$813,314	100.0%

Operating Funding Sources



Capital Funding Sources



Modal Characteristics

Operation Characteristics

Vehicles Operated at Maximum Service

Mode	Directly Operated	Purchased Transportation	Operating Expenses	Fare Revenues	Uses of Capital Funds	Annual Unlinked Trips	Annual Vehicle Revenue Miles	Annual Vehicle Revenue Hours
Demand Response	20	-	\$1,648,496	\$170,474	\$813,314	103,076	651,875	22,771
Total	20	-	\$1,648,496	\$170,474	\$813,314	103,076	651,875	22,771

Performance Measures

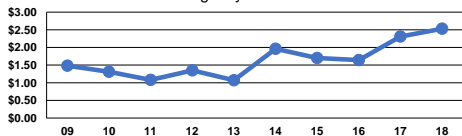
Service Efficiency

Mode	Operating Expenses per Vehicle Revenue Mile	Operating Expenses per Vehicle Revenue Hour
Demand Response	\$2.53	\$72.39
Total	\$2.53	\$72.39

Service Effectiveness

Mode	Operating Expenses per Unlinked Passenger Trip	Unlinked Trips per Vehicle Revenue Mile	Unlinked Trips per Vehicle Revenue Hour
Demand Response	\$15.99	0.2	4.5
Total	\$15.99	0.2	4.5

Operating Expense per Vehicle Revenue Mile: Agency Total



Unlinked Passenger Trips per Vehicle Revenue Mile: Agency Total

