

Bluefield Area Transit

2018 Annual Agency Profile

<http://ridethebatbus.com/>

1642 Bluefield Avenue
P.O. Box 1838
Bluefield, WV 24701

General Information

Service Consumption

216,051 Annual Unlinked Trips (UPT)

Service Supplied

770,801 Annual Vehicle Revenue Miles (VRM)

42,914 Annual Vehicle Revenue Hours (VRH)

Summary of Operating Expenses (OE)

\$1,537,424 Total Operating Expenses

Database Information

NTDID: 3R05-30121

Reporter Type: Rural General Public Transit

Financial Information

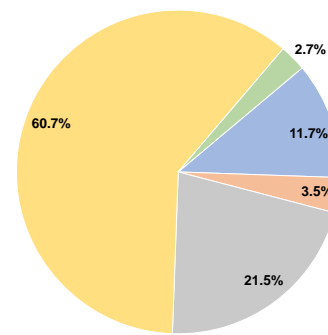
Sources of Operating Funds Expended

Fare Revenues	\$179,415	11.7%
Local Funds	\$53,980	3.5%
State Funds	\$330,648	21.5%
Federal Assistance	\$932,485	60.7%
Other Funds	\$40,896	2.7%
Total Operating Funds Expended	\$1,537,424	100.0%

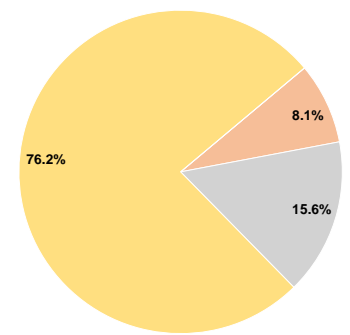
Sources of Capital Funds Expended

Fare Revenues	\$0	0.0%
Local Funds	\$31,146	8.1%
State Funds	\$59,846	15.6%
Federal Assistance	\$291,971	76.2%
Other Funds	\$0	0.0%
Total Capital Funds Expended	\$382,963	100.0%

Operating Funding Sources



Capital Funding Sources



Modal Characteristics

Operation Characteristics

Vehicles Operated at Maximum Service

Mode	Directly Operated	Purchased Transportation	Operating Expenses	Fare Revenues	Uses of Capital Funds	Annual Unlinked Trips	Annual Vehicle Revenue Miles	Annual Vehicle Revenue Hours
Demand Response	13	-	\$734,327	\$12,200	\$218,121	16,046	358,809	20,797
Bus	11	-	\$803,097	\$167,215	\$164,842	200,005	411,992	22,117
Total	24	-	\$1,537,424	\$179,415	\$382,963	216,051	770,801	42,914

Performance Measures

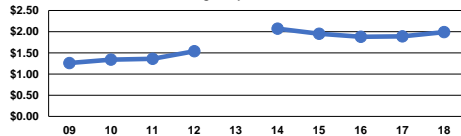
Service Efficiency

Mode	Operating Expenses per Vehicle Revenue Mile	Operating Expenses per Vehicle Revenue Hour
Demand Response	\$2.05	\$35.31
Bus	\$1.95	\$36.31
Total	\$1.99	\$35.83

Service Effectiveness

Mode	Operating Expenses per Unlinked Passenger Trip	Unlinked Trips per Vehicle Revenue Mile	Unlinked Trips per Vehicle Revenue Hour
Demand Response	\$45.76	0.0	0.8
Bus	\$4.02	0.5	9.0
Total	\$7.12	0.3	5.0

Operating Expense per Vehicle Revenue Mile: Agency Total



Unlinked Passenger Trips per Vehicle Revenue Mile: Agency Total

