

# Potomac Valley Transit Authority

2018 Annual Agency Profile

## General Information

### Service Consumption

92,951 Annual Unlinked Trips (UPT)

### Service Supplied

637,443 Annual Vehicle Revenue Miles (VRM)

28,004 Annual Vehicle Revenue Hours (VRH)

### Summary of Operating Expenses (OE)

\$1,778,141 Total Operating Expenses

### Database Information

NTDID: 3R05-30135

Reporter Type: Rural General Public Transit

## Financial Information

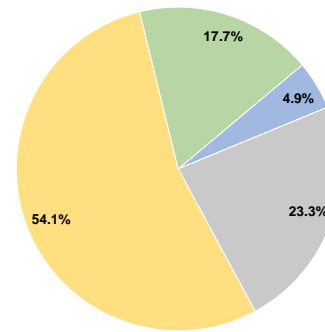
### Sources of Operating Funds Expended

Fare Revenues	\$86,729	4.9%
Local Funds	\$0	0.0%
State Funds	\$415,115	23.3%
Federal Assistance	\$961,172	54.1%
Other Funds	\$315,125	17.7%
<b>Total Operating Funds Expended</b>	<b>\$1,778,141</b>	<b>100.0%</b>

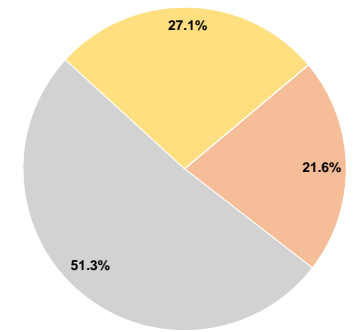
### Sources of Capital Funds Expended

Fare Revenues	\$0	0.0%
Local Funds	\$24,254	21.6%
State Funds	\$57,605	51.3%
Federal Assistance	\$30,418	27.1%
Other Funds	\$0	0.0%
<b>Total Capital Funds Expended</b>	<b>\$112,277</b>	<b>100.0%</b>

### Operating Funding Sources



### Capital Funding Sources



## Modal Characteristics

### Operation Characteristics

#### Vehicles Operated at Maximum Service

Mode	Directly Operated	Purchased Transportation	Operating Expenses	Fare Revenues	Uses of Capital Funds	Annual Unlinked Trips	Annual Vehicle Revenue Miles	Annual Vehicle Revenue Hours
Demand Response	7	-	\$520,598	\$33,994	\$74,254	19,468	185,724	8,706
Bus	12	-	\$1,257,543	\$52,735	\$38,023	73,483	451,719	19,298
<b>Total</b>	<b>19</b>	<b>-</b>	<b>\$1,778,141</b>	<b>\$86,729</b>	<b>\$112,277</b>	<b>92,951</b>	<b>637,443</b>	<b>28,004</b>

### Performance Measures


#### Service Efficiency

Mode	Operating Expenses per Vehicle Revenue Mile	Operating Expenses per Vehicle Revenue Hour
Demand Response	\$2.80	\$59.80
Bus	\$2.78	\$65.16
<b>Total</b>	<b>\$2.79</b>	<b>\$63.50</b>

#### Service Effectiveness

Mode	Operating Expenses per Unlinked Passenger Trip	Unlinked Trips per Vehicle Revenue Mile	Unlinked Trips per Vehicle Revenue Hour
Demand Response	\$26.74	0.1	2.2
Bus	\$17.11	0.2	3.8
<b>Total</b>	<b>\$19.13</b>	<b>0.1</b>	<b>3.3</b>

Operating Expense per Vehicle Revenue Mile: Agency Total



Unlinked Passenger Trips per Vehicle Revenue Mile: Agency Total

