

# Blackstone Area Bus Service

2018 Annual Agency Profile

## General Information

### Service Consumption

36,168 Annual Unlinked Trips (UPT)

### Service Supplied

386,613 Annual Vehicle Revenue Miles (VRM)  
14,480 Annual Vehicle Revenue Hours (VRH)

### Summary of Operating Expenses (OE)

\$383,609 Total Operating Expenses

### Database Information

NTDID: 3R06-30184

Reporter Type: Rural General Public Transit

## Financial Information

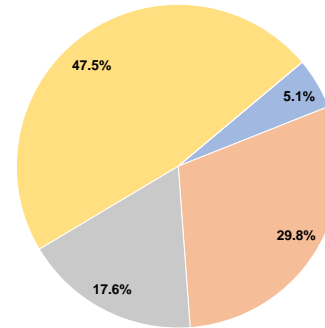
### Sources of Operating Funds Expended

Fare Revenues	\$19,541	5.1%
Local Funds	\$114,477	29.8%
State Funds	\$67,557	17.6%
Federal Assistance	\$182,034	47.5%
Other Funds	\$0	0.0%
<b>Total Operating Funds Expended</b>	<b>\$383,609</b>	<b>100.0%</b>

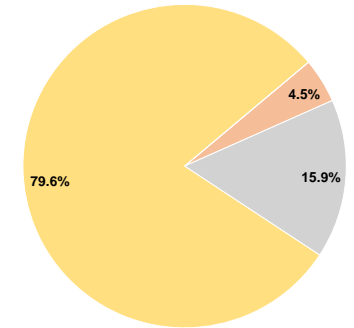
### Sources of Capital Funds Expended

Fare Revenues	\$0	0.0%
Local Funds	\$5,800	4.5%
State Funds	\$20,711	15.9%
Federal Assistance	\$103,554	79.6%
Other Funds	\$0	0.0%
<b>Total Capital Funds Expended</b>	<b>\$130,065</b>	<b>100.0%</b>

### Operating Funding Sources



### Capital Funding Sources



## Modal Characteristics

### Operation Characteristics

#### Vehicles Operated at Maximum Service

Mode	Directly Operated	Purchased Transportation	Operating Expenses	Fare Revenues	Uses of Capital Funds	Annual Unlinked Trips	Annual Vehicle Revenue Miles	Annual Vehicle Revenue Hours
Bus	7	-	\$383,609	\$19,541	\$130,065	36,168	386,613	14,480
<b>Total</b>	<b>7</b>	<b>-</b>	<b>\$383,609</b>	<b>\$19,541</b>	<b>\$130,065</b>	<b>36,168</b>	<b>386,613</b>	<b>14,480</b>

### Performance Measures

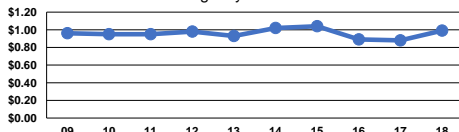
#### Service Efficiency

Mode	Operating Expenses per Vehicle Revenue Mile	Operating Expenses per Vehicle Revenue Hour
Bus	\$0.99	\$26.49
<b>Total</b>	<b>\$0.99</b>	<b>\$26.49</b>

#### Service Effectiveness

Mode	Operating Expenses per Unlinked Passenger Trip	Unlinked Trips per Vehicle Revenue Mile	Unlinked Trips per Vehicle Revenue Hour
Bus	\$10.61	0.1	2.5
<b>Total</b>	<b>\$10.61</b>	<b>0.1</b>	<b>2.5</b>

Operating Expense per Vehicle Revenue Mile: Agency Total



Unlinked Passenger Trips per Vehicle Revenue Mile: Agency Total

