

City of Owensboro dba Owensboro Transit Systems

2018 Annual Agency Profile

General Information

Urbanized Area (UZA) Statistics - 2010 Census

Owensboro, KY
34 Square Miles
70,543 Population
391 Pop. Rank out of 498 UZAs

Other UZAs Served

0 Kentucky Non-UZA

Service Area Statistics

19 Square Miles
57,265 Population

Service Consumption

260,600 Annual Unlinked Trips (UPT)

Service Supplied

427,226 Annual Vehicle Revenue Miles (VRM)
29,608 Annual Vehicle Revenue Hours (VRH)

Database Information

NTDID: 40020

Reporter Type: Reduced Reporter

Financial Information

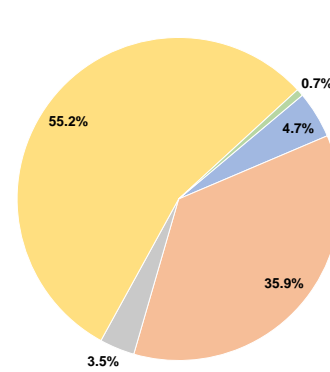
Sources of Operating Funds Expended

Fare Revenues	\$100,701	4.7%
Local Funds	\$766,887	35.9%
State Funds	\$74,966	3.5%
Federal Assistance	\$1,179,477	55.2%
Other Funds	\$15,276	0.7%
Total Operating Funds Expended	\$2,137,307	100.0%

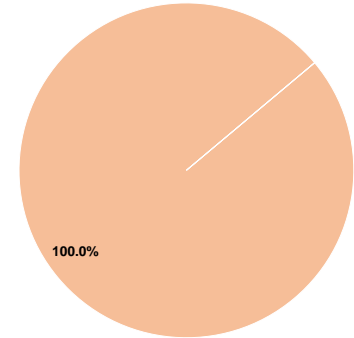
Sources of Capital Funds Expended

Fare Revenues	\$0	0.0%
Local Funds	\$426,455	100.0%
State Funds	\$0	0.0%
Federal Assistance	\$0	0.0%
Other Funds	\$0	0.0%
Total Capital Funds Expended	\$426,455	100.0%

Operating Funding Sources



Capital Funding Sources



Modal Characteristics

Operation Characteristics

Vehicles Operated at Maximum Service

Mode	Directly Operated	Purchased Transportation	Operating Expenses	Fare Revenues	Uses of Capital Funds	Annual Unlinked Trips	Annual Vehicle Revenue Miles	Annual Vehicle Revenue Hours	Average Fleet Age in Years ^a
Bus	9	-	\$2,137,307	\$100,701	\$426,455	260,600	427,226	29,608	10.5
Total	9	-	\$2,137,307	\$100,701	\$426,455	260,600	427,226	29,608	

Performance Measures

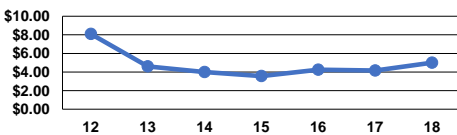
Service Efficiency

Mode	Operating Expenses per Vehicle Revenue Mile	Operating Expenses per Vehicle Revenue Hour
Bus	\$5.00	\$72.19
Total	\$5.00	\$72.19

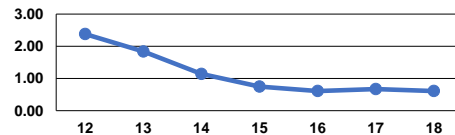
Service Effectiveness

Mode	Operating Expenses per Unlinked Passenger Trip	Unlinked Trips per Vehicle Revenue Mile	Unlinked Trips per Vehicle Revenue Hour
Bus	\$8.20	0.6	8.8
Total	\$8.20	0.6	8.8

Operating Expense per Vehicle Revenue Mile: Bus



Unlinked Passenger Trips per Vehicle Revenue Mile: Bus



Notes:

^aDemand Response - Taxi (DT) and non-dedicated fleets do not report fleet age data.