

Mid-Cumberland Human Resource Agency

2018 Annual Agency Profile

General Information

Urbanized Area (UZA) Statistics - 2010 Census

Murfreesboro, TN

77 Square Miles

133,228 Population

241 Pop. Rank out of 498 UZAs

Other UZAs Served

0 Tennessee Non-UZA

Service Area Statistics

5,415 Square Miles

1,141,280 Population

Service Consumption

237,953 Annual Unlinked Trips (UPT)

Service Supplied

3,595,965 Annual Vehicle Revenue Miles (VRM)

184,119 Annual Vehicle Revenue Hours (VRH)

Database Information

NTDID: 40204

Reporter Type: Reduced Reporter

Financial Information

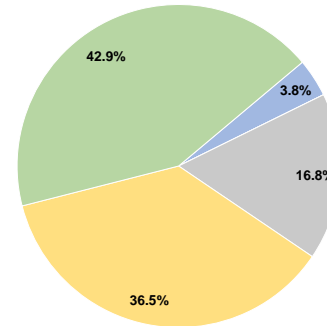
Sources of Operating Funds Expended

Fare Revenues	\$290,296	3.8%
Local Funds	\$0	0.0%
State Funds	\$1,270,037	16.8%
Federal Assistance	\$2,770,148	36.5%
Other Funds	\$3,248,599	42.9%
Total Operating Funds Expended	\$7,579,080	100.0%

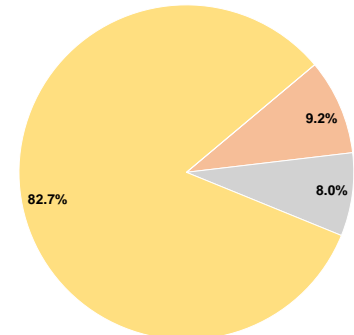
Sources of Capital Funds Expended

Fare Revenues	\$0	0.0%
Local Funds	\$142,249	9.2%
State Funds	\$123,737	8.0%
Federal Assistance	\$1,274,014	82.7%
Other Funds	\$0	0.0%
Total Capital Funds Expended	\$1,540,000	100.0%

Operating Funding Sources



Capital Funding Sources



Modal Characteristics

Operation Characteristics

Vehicles Operated at Maximum Service

Mode	Directly Operated	Purchased Transportation	Operating Expenses	Fare Revenues	Uses of Capital Funds	Annual Unlinked Trips	Annual Vehicle Revenue Miles	Annual Vehicle Revenue Hours	Average Fleet Age in Years ^a
Demand Response	126	2	\$7,579,080	\$290,296	\$1,540,000	237,953	3,595,965	184,119	2.7
Total	126	2	\$7,579,080	\$290,296	\$1,540,000	237,953	3,595,965	184,119	

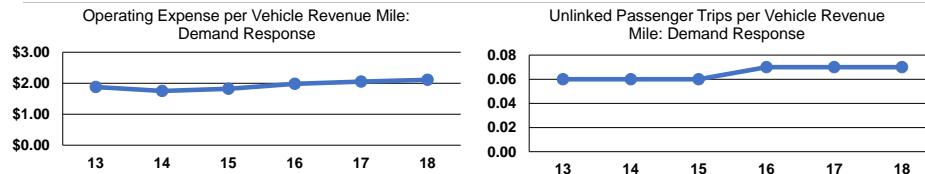
Performance Measures

Service Efficiency

Mode	Operating Expenses per Vehicle Revenue Mile	Operating Expenses per Vehicle Revenue Hour
Demand Response	\$2.11	\$41.16
Total	\$2.11	\$41.16

Service Effectiveness

Mode	Operating Expenses per Unlinked Passenger Trip	Unlinked Trips per Vehicle Revenue Mile	Unlinked Trips per Vehicle Revenue Hour
Demand Response	\$31.85	0.1	1.3
Total	\$31.85	0.1	1.3



Notes:

^aDemand Response - Taxi (DT) and non-dedicated fleets do not report fleet age data.