

Autauga County Commission dba Autauga County Rural Transportation

2018 Annual Agency Profile

General Information

Urbanized Area (UZA) Statistics - 2010 Census

Montgomery, AL
154 **Square Miles**
263,907 **Population**
142 **Pop. Rank out of 498 UZAs**

Other UZAs Served

0 Alabama Non-UZA

Service Area Statistics

139 **Square Miles**
31,706 **Population**

Service Consumption

42,011 **Annual Unlinked Trips (UPT)**

Service Supplied

272,951 **Annual Vehicle Revenue Miles (VRM)**
19,970 **Annual Vehicle Revenue Hours (VRH)**

Database Information

NTDID: 40213

Reporter Type: Reduced Reporter

Financial Information

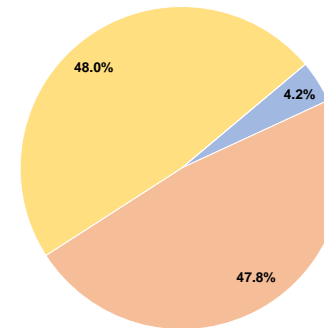
Sources of Operating Funds Expended

Fare Revenues	\$36,723	4.2%
Local Funds	\$415,361	47.8%
State Funds	\$0	0.0%
Federal Assistance	\$417,231	48.0%
Other Funds	\$0	0.0%
Total Operating Funds Expended	\$869,315	100.0%

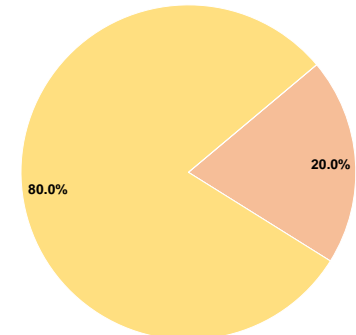
Sources of Capital Funds Expended

Fare Revenues	\$0	0.0%
Local Funds	\$21,745	20.0%
State Funds	\$0	0.0%
Federal Assistance	\$86,981	80.0%
Other Funds	\$0	0.0%
Total Capital Funds Expended	\$108,726	100.0%

Operating Funding Sources



Capital Funding Sources



Modal Characteristics

Operation Characteristics

Vehicles Operated at Maximum Service

Mode	Directly Operated	Purchased Transportation	Operating Expenses	Fare Revenues	Uses of Capital Funds	Annual Unlinked Trips	Annual Vehicle Revenue Miles	Annual Vehicle Revenue Hours	Average Fleet Age in Years ^a
Demand Response	10	-	\$869,315	\$36,723	\$108,726	42,011	272,951	19,970	8.2
Total	10	-	\$869,315	\$36,723	\$108,726	42,011	272,951	19,970	

Performance Measures

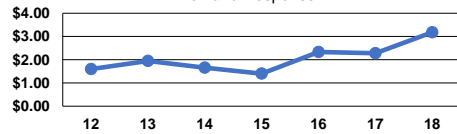
Service Efficiency

Mode	Operating Expenses per Vehicle Revenue Mile	Operating Expenses per Vehicle Revenue Hour
Demand Response	\$3.18	\$43.53
Total	\$3.18	\$43.53

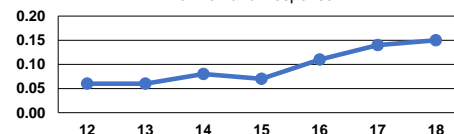
Service Effectiveness

Mode	Operating Expenses per Unlinked Passenger Trip	Unlinked Trips per Vehicle Revenue Mile	Unlinked Trips per Vehicle Revenue Hour
Demand Response	\$20.69	0.2	2.1
Total	\$20.69	0.2	2.1

Operating Expense per Vehicle Revenue Mile:
Demand Response



Unlinked Passenger Trips per Vehicle Revenue Mile: Demand Response



Notes:

^aDemand Response - Taxi (DT) and non-dedicated fleets do not report fleet age data.