

Union County dba Union County Transportation

2018 Annual Agency Profile

General Information

Urbanized Area (UZA) Statistics - 2010 Census

Charlotte, NC-SC

741 Square Miles

1,249,442 Population

38 Pop. Rank out of 498 UZAs

Other UZAs Served

0 North Carolina Non-UZA

Service Area Statistics

640 Square Miles

222,742 Population

Service Consumption

73,793 Annual Unlinked Trips (UPT)

Service Supplied

696,112 Annual Vehicle Revenue Miles (VRM)

41,141 Annual Vehicle Revenue Hours (VRH)

Database Information

NTDID: 40215

Reporter Type: Reduced Reporter

Financial Information

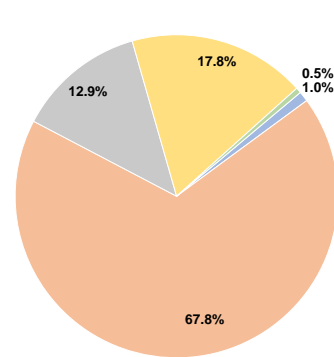
Sources of Operating Funds Expended

Fare Revenues	\$16,212	1.0%
Local Funds	\$1,078,540	67.8%
State Funds	\$204,923	12.9%
Federal Assistance	\$283,029	17.8%
Other Funds	\$8,611	0.5%
Total Operating Funds Expended	\$1,591,315	100.0%

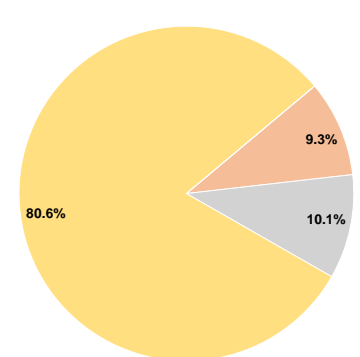
Sources of Capital Funds Expended

Fare Revenues	\$0	0.0%
Local Funds	\$16,789	9.3%
State Funds	\$18,185	10.1%
Federal Assistance	\$145,485	80.6%
Other Funds	\$0	0.0%
Total Capital Funds Expended	\$180,459	100.0%

Operating Funding Sources



Capital Funding Sources



Modal Characteristics

Operation Characteristics

Vehicles Operated at Maximum Service

Mode	Directly Operated	Purchased Transportation	Operating Expenses	Fare Revenues	Uses of Capital Funds	Annual Unlinked Trips	Annual Vehicle Revenue Miles	Annual Vehicle Revenue Hours	Average Fleet Age in Years ^a
Demand Response	24	1	\$1,591,315	\$16,212	\$180,459	73,793	696,112	41,141	3.6
Total	24	1	\$1,591,315	\$16,212	\$180,459	73,793	696,112	41,141	

Performance Measures

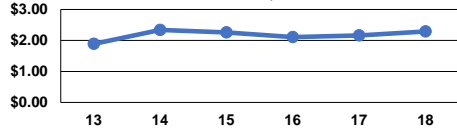
Service Efficiency

Mode	Operating Expenses per Vehicle Revenue Mile	Operating Expenses per Vehicle Revenue Hour
Demand Response	\$2.29	\$38.68
Total	\$2.29	\$38.68

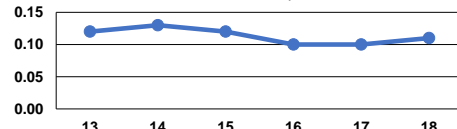
Service Effectiveness

Mode	Operating Expenses per Unlinked Passenger Trip	Unlinked Trips per Vehicle Revenue Mile	Unlinked Trips per Vehicle Revenue Hour
Demand Response	\$21.56	0.1	1.8
Total	\$21.56	0.1	1.8

Operating Expense per Vehicle Revenue Mile: Demand Response



Unlinked Passenger Trips per Vehicle Revenue Mile: Demand Response



Notes:

^aDemand Response - Taxi (DT) and non-dedicated fleets do not report fleet age data.