

Oldham's Public Bus

2018 Annual Agency Profile

General Information

Urbanized Area (UZA) Statistics - 2010 Census

Louisville/Jefferson County, KY-IN
477 **Square Miles**
972,546 **Population**
43 **Pop. Rank out of 498 UZAs**

Other UZAs Served

0 Kentucky Non-UZA

Service Area Statistics

7 **Square Miles**
8,082 **Population**

Service Consumption

16,099 **Annual Unlinked Trips (UPT)**

Service Supplied

36,428 **Annual Vehicle Revenue Miles (VRM)**
3,032 **Annual Vehicle Revenue Hours (VRH)**

Database Information

NTDID: 40218

Reporter Type: Reduced Reporter

Financial Information

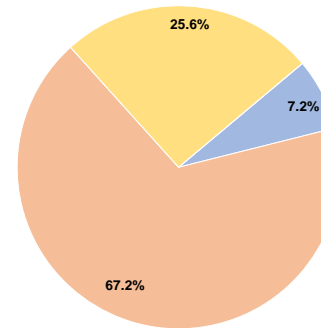
Sources of Operating Funds Expended

Fare Revenues	\$9,655	7.2%
Local Funds	\$90,218	67.2%
State Funds	\$0	0.0%
Federal Assistance	\$34,285	25.6%
Other Funds	\$0	0.0%
Total Operating Funds Expended	\$134,158	100.0%

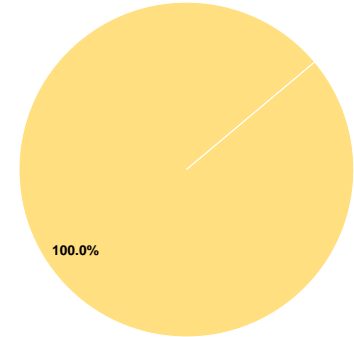
Sources of Capital Funds Expended

Fare Revenues	\$0	0.0%
Local Funds	\$0	0.0%
State Funds	\$0	0.0%
Federal Assistance	\$5,574	100.0%
Other Funds	\$0	0.0%
Total Capital Funds Expended	\$5,574	100.0%

Operating Funding Sources



Capital Funding Sources



Modal Characteristics

Operation Characteristics

Vehicles Operated at Maximum Service

Mode	Directly Operated	Purchased Transportation	Operating Expenses	Fare Revenues	Uses of Capital Funds	Annual Unlinked Trips	Annual Vehicle Revenue Miles	Annual Vehicle Revenue Hours	Average Fleet Age in Years ^a
Bus	1	-	\$134,158	\$9,655	\$5,574	16,099	36,428	3,032	2.7
Total	1	-	\$134,158	\$9,655	\$5,574	16,099	36,428	3,032	

Performance Measures

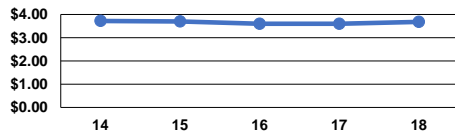
Service Efficiency

Mode	Operating Expenses per Vehicle Revenue Mile	Operating Expenses per Vehicle Revenue Hour
Bus	\$3.68	\$44.25
Total	\$3.68	\$44.25

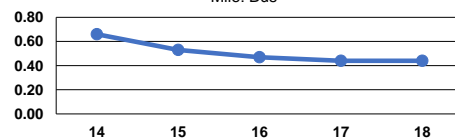
Service Effectiveness

Mode	Operating Expenses per Unlinked Passenger Trip	Unlinked Trips per Vehicle Revenue Mile	Unlinked Trips per Vehicle Revenue Hour
Bus	\$8.33	0.4	5.3
Total	\$8.33	0.4	5.3

Operating Expense per Vehicle Revenue Mile: Bus



Unlinked Passenger Trips per Vehicle Revenue Mile: Bus



Notes:

^aDemand Response - Taxi (DT) and non-dedicated fleets do not report fleet age data.