

Blount County Commission

2018 Annual Agency Profile

<http://www.blountcountyal.gov>
220 2nd Avenue East., Rm. 106
Oneonta, AL 35121

General Information

Service Consumption

30,297 Annual Unlinked Trips (UPT)

Service Supplied

128,924 Annual Vehicle Revenue Miles (VRM)
9,828 Annual Vehicle Revenue Hours (VRH)

Summary of Operating Expenses (OE)

\$354,102 Total Operating Expenses

Database Information

NTDID: 4R01-40907

Reporter Type: Rural General Public Transit

Financial Information

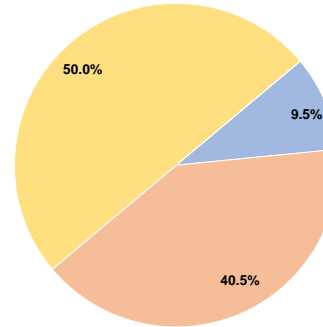
Sources of Operating Funds Expended

Fare Revenues	\$33,808	9.5%
Local Funds	\$143,243	40.5%
State Funds	\$0	0.0%
Federal Assistance	\$177,051	50.0%
Other Funds	\$0	0.0%
Total Operating Funds Expended	\$354,102	100.0%

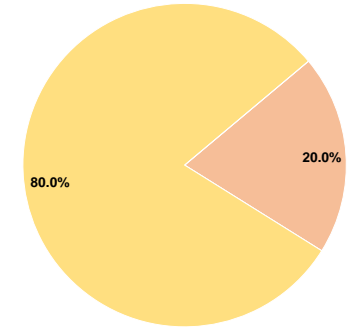
Sources of Capital Funds Expended

Fare Revenues	\$0	0.0%
Local Funds	\$21,080	20.0%
State Funds	\$0	0.0%
Federal Assistance	\$84,323	80.0%
Other Funds	\$0	0.0%
Total Capital Funds Expended	\$105,403	100.0%

Operating Funding Sources



Capital Funding Sources



Modal Characteristics

Operation Characteristics

Vehicles Operated at Maximum Service

Mode	Directly Operated	Purchased Transportation	Operating Expenses	Fare Revenues	Uses of Capital Funds	Annual Unlinked Trips	Annual Vehicle Revenue Miles	Annual Vehicle Revenue Hours
Demand Response	8	-	\$354,102	\$33,808	\$105,403	30,297	128,924	9,828
Total	8	-	\$354,102	\$33,808	\$105,403	30,297	128,924	9,828

Performance Measures

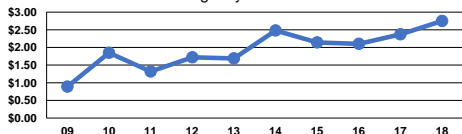
Service Efficiency

Mode	Operating Expenses per Vehicle Revenue Mile	Operating Expenses per Vehicle Revenue Hour
Demand Response	\$2.75	\$36.03
Total	\$2.75	\$36.03

Service Effectiveness

Mode	Operating Expenses per Unlinked Passenger Trip	Unlinked Trips per Vehicle Revenue Mile	Unlinked Trips per Vehicle Revenue Hour
Demand Response	\$11.69	0.2	3.1
Total	\$11.69	0.2	3.1

Operating Expense per Vehicle Revenue Mile: Agency Total



Unlinked Passenger Trips per Vehicle Revenue Mile: Agency Total

