

DeKalb County Commission

2018 Annual Agency Profile

<http://www.dekalbcountyga.us>

Council on Aging
600 Tyler Avenue, S. E .
Fort Payne, AL 35967

General Information

Service Consumption

22,154 Annual Unlinked Trips (UPT)

Service Supplied

144,763 Annual Vehicle Revenue Miles (VRM)

7,921 Annual Vehicle Revenue Hours (VRH)

Summary of Operating Expenses (OE)

\$253,816 Total Operating Expenses

Database Information

NTDID: 4R01-40986

Reporter Type: Rural General Public Transit

Financial Information

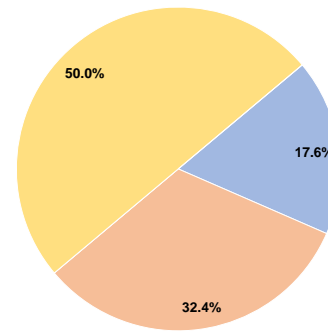
Sources of Operating Funds Expended

Fare Revenues	\$44,785	17.6%
Local Funds	\$82,123	32.4%
State Funds	\$0	0.0%
Federal Assistance	\$126,908	50.0%
Other Funds	\$0	0.0%
Total Operating Funds Expended	\$253,816	100.0%

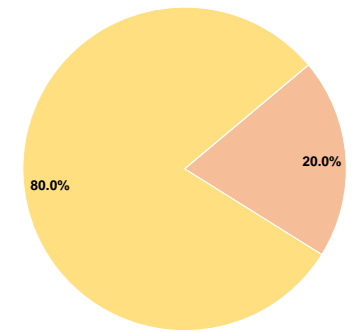
Sources of Capital Funds Expended

Fare Revenues	\$0	0.0%
Local Funds	\$21,330	20.0%
State Funds	\$0	0.0%
Federal Assistance	\$85,320	80.0%
Other Funds	\$0	0.0%
Total Capital Funds Expended	\$106,650	100.0%

Operating Funding Sources



Capital Funding Sources



Modal Characteristics

Operation Characteristics

Vehicles Operated at Maximum Service

Mode	Directly Operated	Purchased Transportation	Operating Expenses	Fare Revenues	Uses of Capital Funds	Annual Unlinked Trips	Annual Vehicle Revenue Miles	Annual Vehicle Revenue Hours
Demand Response	7	-	\$253,816	\$44,785	\$106,650	22,154	144,763	7,921
Total	7	-	\$253,816	\$44,785	\$106,650	22,154	144,763	7,921

Performance Measures

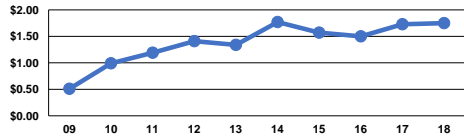
Service Efficiency

Mode	Operating Expenses per Vehicle Revenue Mile	Operating Expenses per Vehicle Revenue Hour
Demand Response	\$1.75	\$32.04
Total	\$1.75	\$32.04

Service Effectiveness

Mode	Operating Expenses per Unlinked Passenger Trip	Unlinked Trips per Vehicle Revenue Mile	Unlinked Trips per Vehicle Revenue Hour
Demand Response	\$11.46	0.2	2.8
Total	\$11.46	0.2	2.8

Operating Expense per Vehicle Revenue Mile: Agency Total



Unlinked Passenger Trips per Vehicle Revenue Mile: Agency Total

