

Pike Area Transit System

2018 Annual Agency Profile

<http://www.troyal.gov>
 City of Troy
 P.O. Box 549
 Troy, AL 36081-5049

General Information

Service Consumption

25,606 Annual Unlinked Trips (UPT)

Service Supplied

209,529 Annual Vehicle Revenue Miles (VRM)
 8,790 Annual Vehicle Revenue Hours (VRH)

Summary of Operating Expenses (OE)

\$567,622 Total Operating Expenses

Database Information

NTDID: 4R01-41129
 Reporter Type: Rural General Public Transit

Financial Information

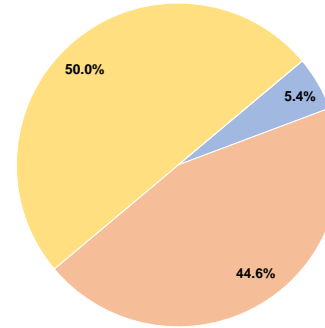
Sources of Operating Funds Expended

Fare Revenues	\$30,625	5.4%
Local Funds	\$253,186	44.6%
State Funds	\$0	0.0%
Federal Assistance	\$283,811	50.0%
Other Funds	\$0	0.0%
Total Operating Funds Expended	\$567,622	100.0%

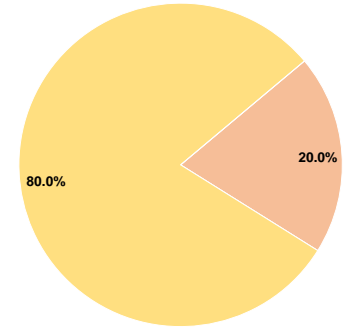
Sources of Capital Funds Expended

Fare Revenues	\$0	0.0%
Local Funds	\$11,196	20.0%
State Funds	\$0	0.0%
Federal Assistance	\$44,784	80.0%
Other Funds	\$0	0.0%
Total Capital Funds Expended	\$55,980	100.0%

Operating Funding Sources



Capital Funding Sources



Modal Characteristics

Operation Characteristics

Vehicles Operated at Maximum Service

Mode	Directly Operated	Purchased Transportation	Operating Expenses	Fare Revenues	Uses of Capital Funds	Annual Unlinked Trips	Annual Vehicle Revenue Miles	Annual Vehicle Revenue Hours
Demand Response	6	-	\$567,622	\$30,625	\$55,980	25,606	209,529	8,790
Total	6	-	\$567,622	\$30,625	\$55,980	25,606	209,529	8,790

Performance Measures

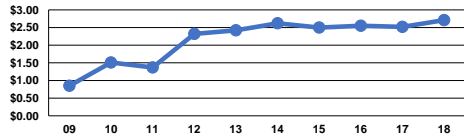
Service Efficiency

Mode	Operating Expenses per Vehicle Revenue Mile	Operating Expenses per Vehicle Revenue Hour
Demand Response	\$2.71	\$64.58
Total	\$2.71	\$64.58

Service Effectiveness

Mode	Operating Expenses per Unlinked Passenger Trip	Unlinked Trips per Vehicle Revenue Mile	Unlinked Trips per Vehicle Revenue Hour
Demand Response	\$22.17	0.1	2.9
Total	\$22.17	0.1	2.9

Operating Expense per Vehicle Revenue Mile: Agency Total



Unlinked Passenger Trips per Vehicle Revenue Mile: Agency Total

