

# Walker County Commission

## 2018 Annual Agency Profile

### General Information

#### Service Consumption

3,855 Annual Unlinked Trips (UPT)

#### Service Supplied

74,923 Annual Vehicle Revenue Miles (VRM)  
 4,523 Annual Vehicle Revenue Hours (VRH)

#### Summary of Operating Expenses (OE)

\$158,158 Total Operating Expenses

#### Database Information

NTDID: 4R01-41173  
 Reporter Type: Rural General Public Transit

### Financial Information

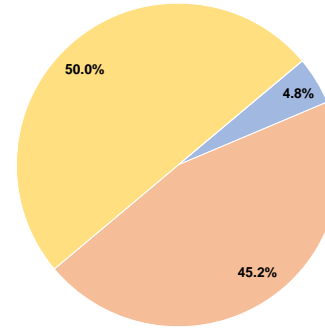
#### Sources of Operating Funds Expended

Fare Revenues	\$7,516	4.8%
Local Funds	\$71,563	45.2%
State Funds	\$0	0.0%
Federal Assistance	\$79,079	50.0%
Other Funds	\$0	0.0%
<b>Total Operating Funds Expended</b>	<b>\$158,158</b>	<b>100.0%</b>

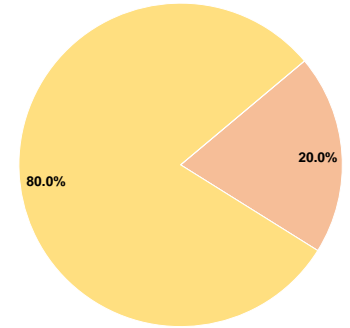
#### Sources of Capital Funds Expended

Fare Revenues	\$0	0.0%
Local Funds	\$10,641	20.0%
State Funds	\$0	0.0%
Federal Assistance	\$42,563	80.0%
Other Funds	\$0	0.0%
<b>Total Capital Funds Expended</b>	<b>\$53,204</b>	<b>100.0%</b>

#### Operating Funding Sources



#### Capital Funding Sources



### Modal Characteristics

#### Operation Characteristics

#### Vehicles Operated at Maximum Service

Mode	Directly Operated	Purchased Transportation	Operating Expenses	Fare Revenues	Uses of Capital Funds	Annual Unlinked Trips	Annual Vehicle Revenue Miles	Annual Vehicle Revenue Hours
Demand Response	-	3	\$59,459	\$752	\$5,320	1,928	14,849	2,452
Bus	-	1	\$98,699	\$6,764	\$47,884	1,927	60,074	2,071
<b>Total</b>	<b>-</b>	<b>4</b>	<b>\$158,158</b>	<b>\$7,516</b>	<b>\$53,204</b>	<b>3,855</b>	<b>74,923</b>	<b>4,523</b>

#### Performance Measures

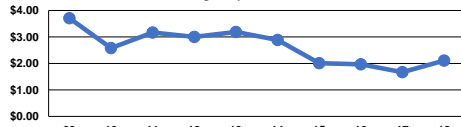
#### Service Efficiency

Mode	Operating Expenses per Vehicle Revenue Mile	Operating Expenses per Vehicle Revenue Hour
Demand Response	\$4.00	\$24.25
Bus	\$1.64	\$47.66
<b>Total</b>	<b>\$2.11</b>	<b>\$34.97</b>

#### Service Effectiveness

Mode	Operating Expenses per Unlinked Passenger Trip	Unlinked Trips per Vehicle Revenue Mile	Unlinked Trips per Vehicle Revenue Hour
Demand Response	\$30.84	0.1	0.8
Bus	\$51.22	0.0	0.9
<b>Total</b>	<b>\$41.03</b>	<b>0.1</b>	<b>0.9</b>

Operating Expense per Vehicle Revenue Mile: Agency Total



Unlinked Passenger Trips per Vehicle Revenue Mile: Agency Total

