

Jackson County Council on Aging

2018 Annual Agency Profile

General Information

Service Consumption

27,553 Annual Unlinked Trips (UPT)

Service Supplied

135,074 Annual Vehicle Revenue Miles (VRM)
 9,987 Annual Vehicle Revenue Hours (VRH)

Summary of Operating Expenses (OE)

\$440,196 Total Operating Expenses

Database Information

NTDID: 4R01-41180

Reporter Type: Rural General Public Transit

Financial Information

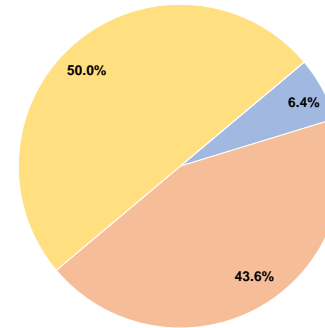
Sources of Operating Funds Expended

Fare Revenues	\$28,071	6.4%
Local Funds	\$192,027	43.6%
State Funds	\$0	0.0%
Federal Assistance	\$220,098	50.0%
Other Funds	\$0	0.0%
Total Operating Funds Expended	\$440,196	100.0%

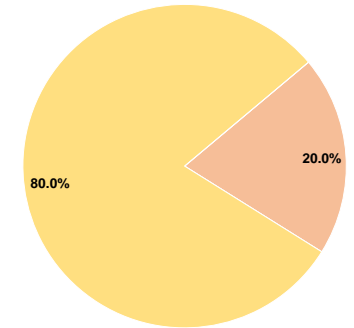
Sources of Capital Funds Expended

Fare Revenues	\$0	0.0%
Local Funds	\$11,210	20.0%
State Funds	\$0	0.0%
Federal Assistance	\$44,838	80.0%
Other Funds	\$0	0.0%
Total Capital Funds Expended	\$56,048	100.0%

Operating Funding Sources



Capital Funding Sources



Modal Characteristics

Operation Characteristics

Vehicles Operated at Maximum Service

Mode	Directly Operated	Purchased Transportation	Operating Expenses	Fare Revenues	Uses of Capital Funds	Annual Unlinked Trips	Annual Vehicle Revenue Miles	Annual Vehicle Revenue Hours
Demand Response	7	-	\$440,196	\$28,071	\$56,048	27,553	135,074	9,987
Total	7	-	\$440,196	\$28,071	\$56,048	27,553	135,074	9,987

Performance Measures

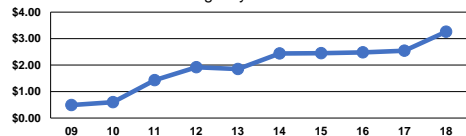
Service Efficiency

Mode	Operating Expenses per Vehicle Revenue Mile	Operating Expenses per Vehicle Revenue Hour
Demand Response	\$3.26	\$44.08
Total	\$3.26	\$44.08

Service Effectiveness

Mode	Operating Expenses per Unlinked Passenger Trip	Unlinked Trips per Vehicle Revenue Mile	Unlinked Trips per Vehicle Revenue Hour
Demand Response	\$15.98	0.2	2.8
Total	\$15.98	0.2	2.8

Operating Expense per Vehicle Revenue Mile: Agency Total



Unlinked Passenger Trips per Vehicle Revenue Mile: Agency Total

