

Area Referral & Informtn Services for the Elderly

2018 Annual Agency Profile

82 Court Square
Suite 102
Alexander City, AL 35010

General Information

Service Consumption

12,128 Annual Unlinked Trips (UPT)

Service Supplied

46,663 Annual Vehicle Revenue Miles (VRM)

3,869 Annual Vehicle Revenue Hours (VRH)

Summary of Operating Expenses (OE)

\$194,376 Total Operating Expenses

Database Information

NTDID: 4R01-41188

Reporter Type: Rural General Public Transit

Financial Information

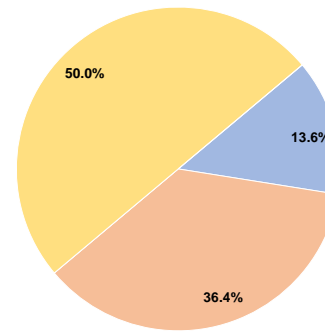
Sources of Operating Funds Expended

Fare Revenues	\$26,479	13.6%
Local Funds	\$70,709	36.4%
State Funds	\$0	0.0%
Federal Assistance	\$97,188	50.0%
Other Funds	\$0	0.0%
Total Operating Funds Expended	\$194,376	100.0%

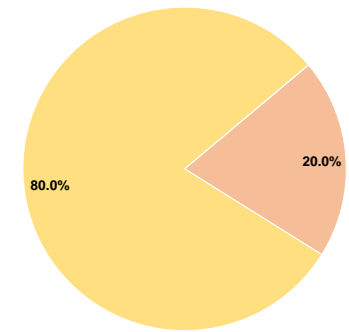
Sources of Capital Funds Expended

Fare Revenues	\$0	0.0%
Local Funds	\$11,171	20.0%
State Funds	\$0	0.0%
Federal Assistance	\$44,683	80.0%
Other Funds	\$0	0.0%
Total Capital Funds Expended	\$55,854	100.0%

Operating Funding Sources



Capital Funding Sources



Modal Characteristics

Operation Characteristics

Vehicles Operated at Maximum Service

Mode	Directly Operated	Purchased Transportation	Operating Expenses	Fare Revenues	Uses of Capital Funds	Annual Unlinked Trips	Annual Vehicle Revenue Miles	Annual Vehicle Revenue Hours
Demand Response	5	-	\$194,376	\$26,479	\$55,854	12,128	46,663	3,869
Total	5	-	\$194,376	\$26,479	\$55,854	12,128	46,663	3,869

Performance Measures

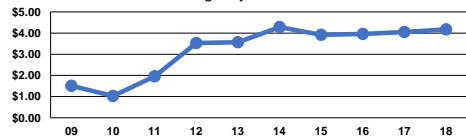
Service Efficiency

Mode	Operating Expenses per Vehicle Revenue Mile	Operating Expenses per Vehicle Revenue Hour
Demand Response	\$4.17	\$50.24
Total	\$4.17	\$50.24

Service Effectiveness

Mode	Operating Expenses per Unlinked Passenger Trip	Unlinked Trips per Vehicle Revenue Mile	Unlinked Trips per Vehicle Revenue Hour
Demand Response	\$16.03	0.3	3.1
Total	\$16.03	0.3	3.1

Operating Expense per Vehicle Revenue Mile: Agency Total



Unlinked Passenger Trips per Vehicle Revenue Mile: Agency Total

