

# Liberty County Board of County Commissioners

2018 Annual Agency Profile

## General Information

### Service Consumption

28,524 Annual Unlinked Trips (UPT)

### Service Supplied

316,182 Annual Vehicle Revenue Miles (VRM)  
20,051 Annual Vehicle Revenue Hours (VRH)

### Summary of Operating Expenses (OE)

\$498,591 Total Operating Expenses

### Database Information

NTDID: 4R02-40923

Reporter Type: Rural General Public Transit

## Financial Information

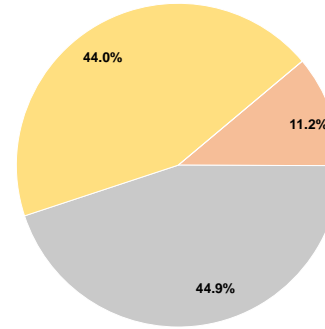
### Sources of Operating Funds Expended

Fare Revenues	\$0	0.0%
Local Funds	\$55,647	11.2%
State Funds	\$223,755	44.9%
Federal Assistance	\$219,189	44.0%
Other Funds	\$0	0.0%
<b>Total Operating Funds Expended</b>	<b>\$498,591</b>	<b>100.0%</b>

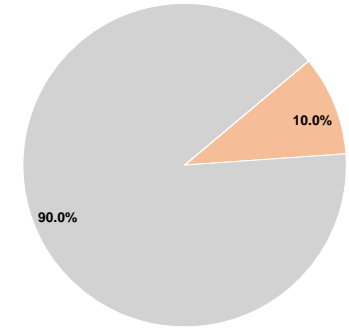
### Sources of Capital Funds Expended

Fare Revenues	\$0	0.0%
Local Funds	\$1,853	10.0%
State Funds	\$16,679	90.0%
Federal Assistance	\$0	0.0%
Other Funds	\$0	0.0%
<b>Total Capital Funds Expended</b>	<b>\$18,532</b>	<b>100.0%</b>

### Operating Funding Sources



### Capital Funding Sources



## Modal Characteristics

### Operation Characteristics

#### Vehicles Operated at Maximum Service

Mode	Directly Operated	Purchased Transportation	Operating Expenses	Fare Revenues	Uses of Capital Funds	Annual Unlinked Trips	Annual Vehicle Revenue Miles	Annual Vehicle Revenue Hours
Demand Response	11	-	\$498,591	\$0	\$18,532	28,524	316,182	20,051
<b>Total</b>	<b>11</b>	<b>-</b>	<b>\$498,591</b>	<b>\$0</b>	<b>\$18,532</b>	<b>28,524</b>	<b>316,182</b>	<b>20,051</b>

### Performance Measures

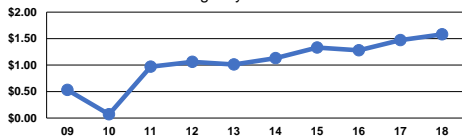
#### Service Efficiency

Mode	Operating Expenses per Vehicle Revenue Mile	Operating Expenses per Vehicle Revenue Hour
Demand Response	\$1.58	\$24.87
<b>Total</b>	<b>\$1.58</b>	<b>\$24.87</b>

#### Service Effectiveness

Mode	Operating Expenses per Unlinked Passenger Trip	Unlinked Trips per Vehicle Revenue Mile	Unlinked Trips per Vehicle Revenue Hour
Demand Response	\$17.48	0.1	1.4
<b>Total</b>	<b>\$17.48</b>	<b>0.1</b>	<b>1.4</b>

Operating Expense per Vehicle Revenue Mile: Agency Total



Unlinked Passenger Trips per Vehicle Revenue Mile: Agency Total

